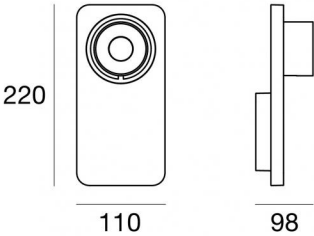




Wall Lights | 220-240 V  
1 arrayLED 4 W DC - 5.1 W AC | CRI 90  
7973



Technical data	
Construction year	2015
Type	Surface
Installation position	Wall lights
Installation environment	Indoor
Light Source	LED
Total Power	5.1 W
Source lumens	627 lm
Voltage	220 - 240 V AC
Frequency	60 - 50 Hz
CCT / Tone	3000 K
Colour rendering index	90 Ra
C.C. / C.V.	AC
Safety class	1
IP	IP20
Optical compartment IP	IP40
Glow wire test	850°
Direct mounting on normally flammable surfaces	Yes
CE	Yes
Driver included	Driver
Dimmable article	No
Directional	Swivelling
total angle (vertical plane)	90 °
total angle (horizontal plane)	350 °
Tilting	No
Walk-over	No
Drive-over	No
Cable included	No
Resin potting	No
Type of light emission	Single emission
Net weight	0.645 Kg
Electrostatic discharge protection	No
Surge protection	No

Finishing casing	
Material	Aluminium
Colour	Embossed black RAL 9005
Processing	Coating
Finishing diffuser	
Material	PC
Colour	transparent
Finishing mounting frame	
Material	Aluminium
Colour	Embossed black RAL 9005
Processing	Coating

Wall Lights | 220-240 V | 1 arrayLED 4 W DC - 5.1 W AC | CRI 90 | Base 7973

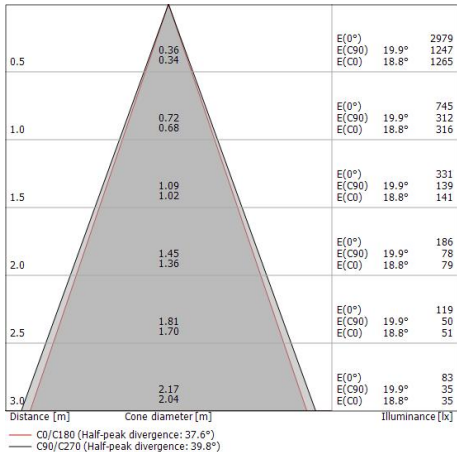
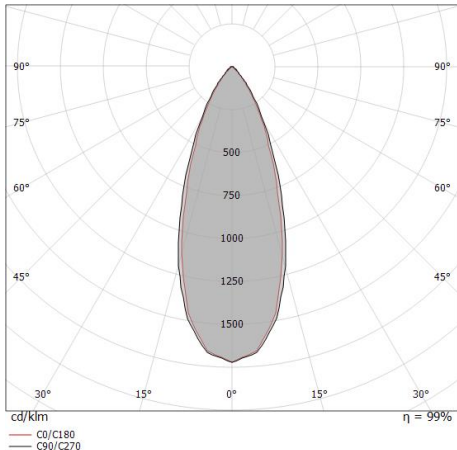
Single emission wall lights for indoor application. The warm white LED light source with a medium flood light distribution is composed of 1 topped LEDs with CCT of 3000 K and a CRI 90; the source luminous flux is 627 lm, with a 156.8 lm/W nominal luminous efficacy.

The device body is made of aluminium and features a embossed black ral 9005 finish, processed by means of coating; the diffuser is made of PC; the mounting frame is made of aluminium, with a embossed black ral 9005 finish, processed by means of coating. The ingress protection degree is IP20; the total weight is of 0.645 kg.

The total absorbed power is 5.1 W.

The device features protection class I and can be wall lights-mounted.

Compliant with the EN 60598-1 standard and its specific provisions.



Energy efficiency class

This product contains a light source of energy efficiency class D.

Illuminotechnical Features

Light Output Ratio (LOR)	69 %
Source lumens	627 lm
Delivered lumens	434 lm
Consumption	5.1 W
Luminaire efficacy	85 lm/W
Colour temperature	3000 K
Standard Deviation of Colour Matching	3 Step MacAdam
Colour rendering index	90 Ra
Junction temperature (lighting fixture)	80

Standard Operating Ambient Temperature

25°C

LED Life / Failure Ratio

L80 B20 C0 80000h

UGR

UGR axial	20.7
UGR transversal	20.2
X=4H   Y=8H	S=0.25H
Reflection factor	70/50/20

OPTICAL

C0/C180 optics	38°
Light distribution simmetry	Symmetrical