





Ceiling Lights | 220-240 V
88 topLED 23 W DC - 25 W AC | CRI 80
8240N



Ø 405

Technical data	
Type	Surface
Installation position	Ceiling
Installation environment	Indoor
Light Source	LED
Optics	Diffused
Light emission direction	downward
Nominal power	23 W DC
Total Power	25 W
Source lumens	3156 lm
Voltage	220 - 240 V AC
Frequency	60 - 50 Hz
CCT / Tone	4000 K
Colour rendering index	80 Ra
C.C. / C.V.	AC
Safety class	1
IP	IP40
Glow wire test	650°
Direct mounting on normally flammable surfaces	Yes
CE	Yes
Driver included	Driver
Dimmable article	Phase cut
Directional	No
Tilting	No
Walk-over	No
Drive-over	No
Cable included	No
Resin potting	No
Type of light emission	Single emission
Net weight	3.6 Kg
Electrostatic discharge protection	No
Surge protection	No

Finishing casing	
Material	Iron
Colour	Embossed white RAL 9003
Processing	Coating

Finishing diffuser	
Material	PMMA
Colour	opaline
Processing	Satin finishing

Ceiling Lights | 220-240 V | 88 topLED 23 W DC - 25 W AC | CRI 80 | Base 8240N

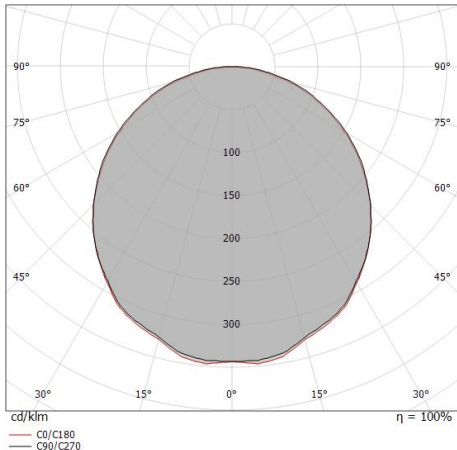
Single emission ceiling lights for indoor application. The natural white LED light source with a diffused light distribution is composed of 88 topLEDs with CCT of 4000 K and a CRI 80; the source luminous flux is 3156 lm, with a 137.2 lm/W nominal luminous efficacy.

The device body is made of iron and features a embossed white ral 9003 finish, processed by means of coating; the diffuser is made of pmma with a satin finishing treatment. The ingress protection degree is IP40; the total weight is of 3.6 kg.

The total absorbed power is 25 W.

The device features protection class I and can be ceiling-mounted.

Compliant with the EN 60598-1 standard and its specific provisions.



0.5	1.52	E(0°)	56.6°	3091
	1.47	E(C90)	56.6°	258
		E(C0)	55.8°	278
1.0	3.03	E(0°)	56.6°	773
	2.94	E(C90)	56.6°	65
		E(C0)	55.8°	70
1.5	4.55	E(0°)	56.6°	343
	4.41	E(C90)	56.6°	29
		E(C0)	55.8°	31
2.0	6.07	E(0°)	56.6°	193
	5.89	E(C90)	56.6°	16
		E(C0)	55.8°	17
2.5	7.58	E(0°)	56.6°	124
	7.36	E(C90)	56.6°	10
		E(C0)	55.8°	11
3.0	9.10	E(0°)	56.6°	86
	8.83	E(C90)	56.6°	7
		E(C0)	55.8°	8
Distance [m]	Cone diameter [m]	Illuminance [lx]		
— C0/C180 (Half-peak divergence: 111.6°)				
— C90/C270 (Half-peak divergence: 113.2°)				

Energy efficiency class

This product contains 2 light sources of energy efficiency class E.

Illuminotechnical Features

Light Output Ratio (LOR)	71 %
Source lumens	3156 lm
Delivered lumens	2252 lm
Consumption	25 W
Luminaire efficacy	90 lm/W
Colour temperature	4000 K
Standard Deviation of Colour Matching	3 Step MacAdam
Colour rendering index	80 Ra
Junction temperature (lighting fixture)	80

Standard Operating Ambient Temperature

25°C

LED Life / Failure Ratio

L70 B20 C0 72500h

UGR

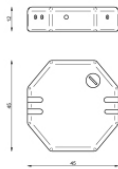
UGR axial	20.2
UGR transversal	19.9
X=4H Y=8H	S=0.25H
Reflection factor	70/50/20

OPTICAL

C0/C180 optics	112°
Light distribution simmetry	Symmetrical



Box_SR | Ceiling Lights | Accessories
8240N



Dimmer
220-240V

Code
KIT0026