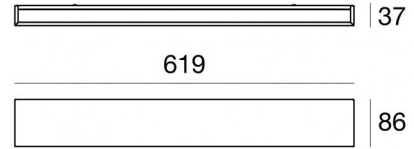


Box_W2 Bi Emission



Wall Lights | 220-240 V | 72 topLED 24 W DC - 28 W AC | CRI 80
8257N



Technical data	
Type	Surface
Installation position	Wall lights
Installation environment	Indoor
Light Source	LED
Optics	Diffused
Light emission direction	downward
Nominal power	24 W DC
Total Power	28 W
Source lumens	3839 lm
Voltage	220 - 240 V AC
Frequency	60 - 50 Hz
CCT / Tone	4000 K
Colour rendering index	80 Ra
C.C. / C.V.	AC
Safety class	1
IP	IP40
Glow wire test	650°
Direct mounting on normally flammable surfaces	No
CE	Yes
Driver included	Driver
Dimmable article	Phase cut
Directional	No
Tilting	No
Walk-over	No
Drive-over	No
Cable included	No
Resin potting	No
Type of light emission	Double emission
Net weight	2.1 Kg
Electrostatic discharge protection	No
Surge protection	No

Finishing casing	
Material	Iron
Colour	Embossed white RAL 9003
Processing	Coating

Finishing diffuser	
Material	PMMA
Colour	opaline

Box_W2 Bi Emission



Wall Lights | 220-240 V | 72 topLED 24 W DC - 28 W AC | CRI 80 | Base 8257N

Double emission wall lights for indoor application. The natural white LED light source with a diffused light distribution is composed of 72 topLED LEDs with CCT of 4000 K and a CRI 80; the source luminous flux is 3839 lm, with a 160.0 lm/W nominal luminous efficacy.

The device body is made of iron and features a embossed white ral 9003 finish, processed by means of coating; the diffuser is made of pmma. The ingress protection degree is IP40; the total weight is of 2.1 kg.

The total absorbed power is 28 W.

The device features protection class I and can be wall lights-mounted.

Compliant with the EN 60598-1 standard and its specific provisions.

Energy efficiency class

This product contains 4 light sources of energy efficiency class D.

Illuminotechnical Features

Light Output Ratio (LOR)	65 %
Source lumens	3839 lm
Delivered lumens	2501 lm
Consumption	28 W
Luminaire efficacy	89 lm/W
Colour temperature	4000 K
Standard Deviation of Colour Matching	3 Step MacAdam
Colour rendering index	80 Ra
Junction temperature (lighting fixture)	80
Standard Operating Ambient Temperature	25°C

LED Life / Failure Ratio

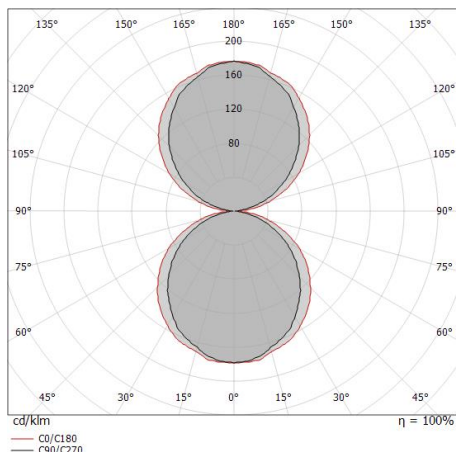
L70 B20 C0 72500h

UGR

UGR axial	12
UGR transversal	18.9
X=4H Y=8H	S=0.25H
Reflection factor	70/50/20

OPTICAL

C90/C270 optics	105°
C0/C180 optics	120°
Light distribution simmetry	Symmetrical 2 assis



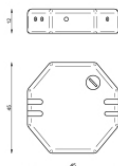
Distance [m]	Cone diameter [m]	illuminance [lx]	E(0°)	E(C90)	E(C0)
0.5	1.30 1.73	1784	52.5°	201	112
1.0	2.61 3.46	446	52.5°	50	28
1.5	3.91 5.20	198	52.5°	22	12
2.0	5.21 6.93	112	52.5°	13	7
2.5	6.52 8.66	71	52.5°	8	4
3.0	7.82 10.39	50	52.5°	6	3

Distance [m] Cone diameter [m] illuminance [lx]

— C0/C180 (Half-peak divergence: 120.0°)
— C90/C270 (Half-peak divergence: 105.0°)



Box_W2 Bi Emission | Wall Lights | Accessories
8257N



Dimmer
220-240V

Code

KIT0026