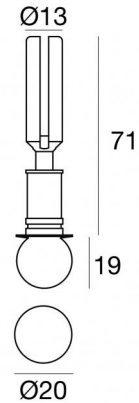






Downlights | 1 x powerLED 2.1 W DC 220 mA | RGB  
**83683Z00**



Technical data	
Type	Semi-recessed
Installation position	Ceiling
Installation environment	Indoor
Light Source	LED
Optics	Diffused
Light emission direction	downward
Nominal power	2.1 W DC
Current intensity	220mA
CCT / Tone	RGB
C.C. / C.V.	CC
Safety class	3
IP	IP20
Glow wire test	850°
Direct mounting on normally flammable surfaces	Yes
CE	Yes
Driver included	No
Dimmable article	Yes
Directional	No
Tilting	No
Walk-over	No
Drive-over	No
Cable included	Yes
Cable length	0.12 m
Resin potting	No
Type of light emission	Single emission
Net weight	0.06 Kg
Electrostatic discharge protection	No
Surge protection	No

Finishing casing	
Material	Brass
Colour	chrome
Processing	Electroplating

Finishing diffuser	
Material	Glass
Colour	transparent

Electronics	
	99333 DMX Multi Channel and Power 4ch. 24-48V DC (1 - 12 art.)
	99703 Multi Channel 24-48V DC (3 - 48 art.(39))

Lumen RGBW			
N. Led	Red	Green	Blue
1	59 lm	80 lm	16 lm



Downlights | 1 x powerLED 2.1 W DC 220 mA | RGB  
**83683Z00**

Single emission downlights for indoor application. The RGB LED light source with a diffused light distribution is composed of 1 powerLED LEDs.

The device body is made of brass and features a chrome finish, processed by means of electroplating; the diffuser is made of glass. The ingress protection degree is IP20; the total weight is of 0.06 kg. The power supply driver is not provided and is to be ordered separately.

The total absorbed power is 2.1 W. The power supply cable is included and features a 0.12 m length.

The device features protection class III and can be ceiling-mounted, with a 15 mm diameter hole (in plasterboard) with an outer casing, code 84917(for concrete or masonry).

Compliant with the EN 60598-1 standard and its specific provisions.

Standard Operating Ambient Temperature	-20 / +50°C
Ordinary temperature on the glass	40°C



Beriel | Downlights | Accessories  
**83683Z00**

	<p>Outer casing                  Type of installation: masonry L=80mm, H=60mm, D=60mm</p>	<p><b>Code</b>  <u>84917</u></p>
	<p>Cable and connector                  Type of cable power cable; Length 1000 mm; insulation single; section 0.5 mm<sup>2</sup>; colors: blue - green - red.</p>	<p><b>Code</b>  <u>84866</u></p>
	<p>Cable and connector                  Type of cable power cable; Length 3000 mm; insulation single; section 0.5 mm<sup>2</sup>; colors: blue - green - red.</p>	<p><b>Code</b>  <u>84867</u></p>
	<p>Cable and connector                  Type of cable power cable; Length 1500 mm; insulation single; section 0,35 mm<sup>2</sup>; colors: blue - green - red.</p>	<p><b>Code</b>  <u>84872</u></p>
	<p>Cable and connector                  Type of cable power cable; Length 1500 mm; insulation single; section 0,35 mm<sup>2</sup>; colors: white - black - orange.</p>	<p><b>Code</b>  <u>84873</u></p>
	<p>Remote RF - RGB/RGBW controller</p>	<p><b>Code</b>  <u>99702</u></p>