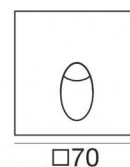
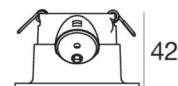


Wall Lights | 1 x powerLED 2 W DC 630 mA | CRI 80  
**86563N70**



52



Technical data	
Type	Encasement with flange
Installation position	Wall lights
Installation environment	Outdoor
Light Source	LED
Optics	Flood
Power	2 W
Source lumens	249 lm
Current intensity	630mA
CCT / Tone	4000 K
Colour rendering index	80 Ra
C.C. / C.V.	CC
Energy class	A+
Safety class	3
IP	IP65
IK	IK10
Glow wire test	850°
Direct mounting on normally flammable surfaces	Yes
CE	Yes
Operating temperature	-20 / +50
Driver included	No
Dimmable article	DALI - 1-10V
Directional	No
Tilting	No
Walk-over	No
Drive-over	No
Cable included	Yes
Cable length	1 m
Resin potting	Yes
Type of light emission	Single emission
Net weight	0.190 Kg
Electrostatic discharge protection	No
Surge protection	No
Ordinary temperature on the glass	40 °C

## Finishing casing

Material	Aluminium
Colour	embossed white RAL 9003
Processing	Open pore anodizing + Powder Coating

## Electronics



89420  
On/Off Driver 190~250V AC / 260~360V DC



83102  
DALI-2 Multi Power 99~264V AC / 170~276V DC



99186  
On/Off Driver 180~300V AC



99179  
On/Off Driver 180~300V AC

Wall Lights | 1 x powerLED 2 W DC 630 mA | CRI 80 | Base  
86563N70

Single emission wall lights for outdoor application. The natural white LED light source with a flood light distribution is composed of 1 powered LEDs with CCT of 4000 K and a CRI 80; the source luminous flux is 249 lm, with a 124.5 lm/W nominal luminous efficacy.

The device body is made of aluminium and features a embossed white ral 9003 finish, processed by means of open pore anodizing + powder coating. The ingress protection degree is IP65; the total weight is of 0.190 kg. The power supply driver is not provided and is to be ordered separately.

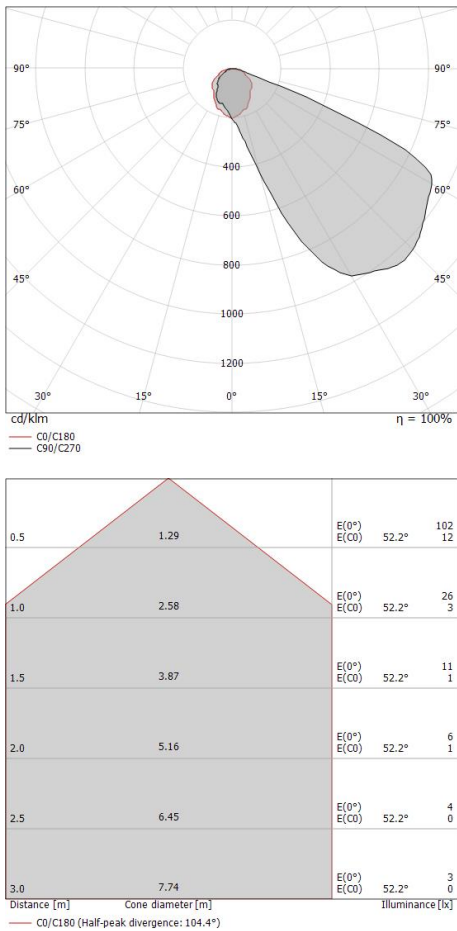
The total absorbed power is 2,0 W. The power supply cable is included and features a 1 m lenght.

The device features protection class III and can be wall lights-mounted, with a 52 mm diameter hole (in plasterboard) with an outer casing, code 84338(for concrete or masonry).

Compliant with the EN 60598-1 standard and its specific provisions.

Illuminotechnical Features	
Light Output Ratio (LOR)	50 %
Source lumens	249 lm
Delivered lumens	125.06 lm
Consumption	2,0 W
Luminaire efficacy	62 lm/W
Colour temperature	4000 K
Standard Deviation of Colour Matching	1/16 ANSI BIN
Colour rendering index	80 Ra
LED Life / Failure Ratio	
L70 B10 C0 361980h (at Tj 60 Ta 25 )	

OPTICAL	
Light distribution simmetry	Symmetrical 2
C0/C180 optics	104°





Quara\_Q | Wall Lights | Accessories  
86563N70



Outer casing  
Type of installation: masonry L=72mm, H=62mm, D=62mm

Code  
84338