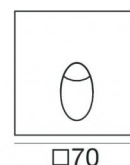
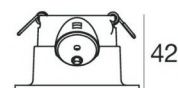


Wall Lights | 1 x powerLED 2 W DC 630 mA | CRI 80
86564W70



52



Technical data	
Type	Encasement with flange
Installation position	Wall lights
Installation environment	Indoor
Light Source	LED
Optics	Flood
Light emission direction	downward
Power	2 W
Source lumens	233 lm
Current intensity	630mA
CCT / Tone	3000 K
Colour rendering index	80 Ra
C.C. / C.V.	CC
Energy class	A++
Safety class	3
IP	IP65
Glow wire test	850°
Direct mounting on normally flammable surfaces	Yes
CE	Yes
Operating temperature	-20 / +50
Driver included	No
Dimmable article	DALI - 1-10V
Directional	No
Tilting	No
Walk-over	No
Drive-over	No
Cable included	Yes
Cable length	1 m
Resin potting	Yes
Type of light emission	Single emission
Net weight	0.190 Kg
Electrostatic discharge protection	No
Surge protection	No
Product technological characteristics	TVS
Ordinary temperature on the glass	40 °C

Finishing casing

Material	Die-cast Aluminium EN AB - 46100
Colour	nickel
Processing	Galvanic Nickel Plating + Brushing

Electronics



99105
On/Off Driver 180~300V AC



89147
On/Off Driver 190~250V AC / 180~275V DC



99376
On/Off Driver 220~240V AC

Cables Electrification

Cable connector	No
-----------------	----

Wall Lights | 1 x powerLED 2 W DC 630 mA | CRI 80 | Base
86564W70

Single emission wall lights for indoor application. The warm white LED light source with a flood light distribution is composed of 1 powered LEDs with CCT of 3000 K and a CRI 80; the source luminous flux is 233 lm, with a 116.5 lm/W nominal luminous efficacy.

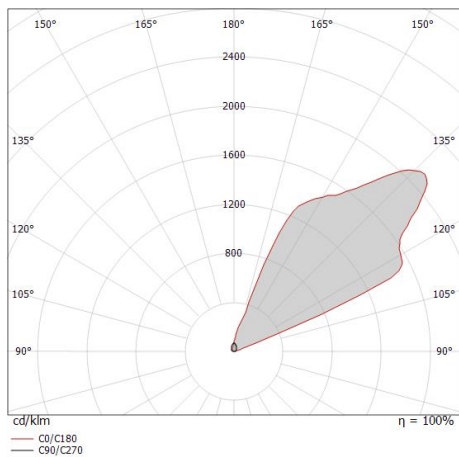
The device body is made of die-cast aluminium en ab - 46100 and features a nickel finish, processed by means of galvanic nickel plating + brushing. The ingress protection degree is IP65; the total weight is of 0.190 kg. The power supply driver is not provided and is to be ordered separately.

The total absorbed power is 2,0 W. The power supply cable is included and features a 1 m lenght.

The device features protection class III and can be wall lights-mounted, with a 52 mm diameter hole (in plasterboard) with an outer casing, code 84338(for concrete or masonry).

Compliant with the EN 60598-1 standard and its specific provisions.

Illuminotechnical Features	
Light Output Ratio (LOR)	71 %
Source lumens	233 lm
Delivered lumens	167 lm
Consumption	2,0 W
Luminaire efficacy	83 lm/W
Colour temperature	3000 K
Standard Deviation of Colour Matching	1/16 ANSI BIN
Colour rendering index	80 Ra
LED Life / Failure Ratio	
L70 B10 C0 361980h (at Tj 60 Ta 25)	





Quara_Q | Wall Lights | Accessories
86564W70



Outer casing
Type of installation: masonry L=72mm, H=62mm, D=62mm

Code
84338