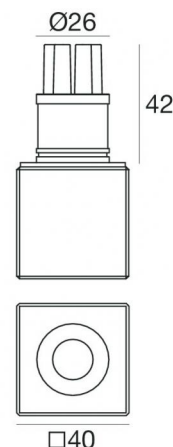


Downlights | 1 x powerLED 1.5 W DC 500 mA | CRI 80
87335N00



Technical data	
Type	Semi-recessed
Installation position	Ceiling
Installation environment	Indoor
Light Source	LED
Optics	Diffused
Nominal power	1.5 W DC
Source lumens	213 lm
Current intensity	500mA
CCT / Tone	4000 K
Colour rendering index	80 Ra
C.C. / C.V.	CC
Safety class	3
IP	IP54
Glow wire test	850°
Direct mounting on normally flammable surfaces	Yes
CE	Yes
Driver included	No
Dimmable article	DALI - 1-10V
Directional	No
Tilting	No
Walk-over	No
Drive-over	No
Cable included	Yes
Cable length	0.12 m
Resin potting	No
Type of light emission	Single emission
Net weight	0.226 Kg
Electrostatic discharge protection	No
Surge protection	No







Finishing casing

Material	Brass
Colour	chrome
Processing	Electroplating

Finishing diffuser

Material	Glass
Colour	transparent

Electronics

	99115 1-10V - N/O button Multi Power 198~264V AC / 180~275V DC (1 - 12 art.)
	99114 DALI - Push and Simply Dim Multi Power 198~264V AC / 180~275V DC (1 - 12 art.)
	89146 On/Off Driver 198~264V AC / 180~275V DC (2 - 3 art.)
	99106 On/Off Driver 198~264V AC (7 - 12 art.)
	99128 On/Off Driver 198~264V AC (3 - 6 art.)
	99195 On/Off Driver 198~264V AC / 180~275V DC (1 - 2 art.)

Downlights | 1 x powerLED 1.5 W DC 500 mA | CRI 80 | Base
87335N00

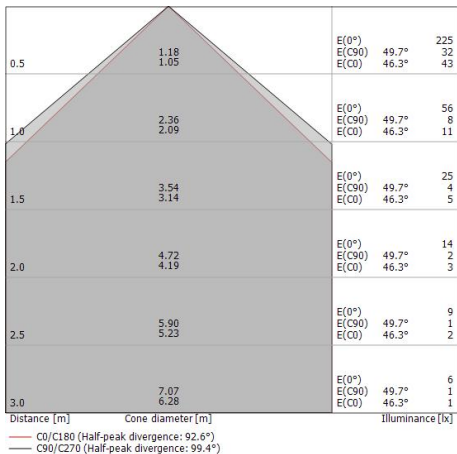
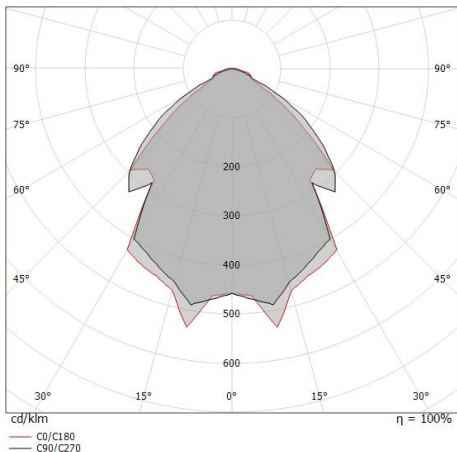
Single emission downlights for indoor application. The natural white LED light source with a diffused light distribution is composed of 1 powered LEDs with CCT of 4000 K and a CRI 80; the source luminous flux is 213 lm, with a 142.0 lm/W nominal luminous efficacy.

The device body is made of brass and features a chrome finish, processed by means of electroplating; the diffuser is made of glass. The ingress protection degree is IP54; the total weight is of 0.226 kg. The power supply driver is not provided and is to be ordered separately.

The total absorbed power is 1.5 W. The power supply cable is included and features a 0.12 m length.

The device features protection class III and can be ceiling-mounted, with a 29 mm diameter hole (in plasterboard) with an outer casing, code 84901(for concrete or masonry).

Compliant with the EN 60598-1 standard and its specific provisions.



Energy efficiency class

This product contains a light source of energy efficiency class D.

Illuminotechnical Features

Light Output Ratio (LOR)	57 %
Source lumens	213 lm
Delivered lumens	123 lm
Consumption	1,5 W
Luminaire efficacy	123 lm/W
Colour temperature	4000 K
Standard Deviation of Colour Matching	1.5 Step
Colour rendering index	80 Ra

Standard Operating Ambient Temperature	-20 / +50°C
Ordinary temperature on the glass	40°C

LED Life / Failure Ratio

L70 B10 C0 361980h (at Tj 60 Ta 25)

UGR

UGR axial	23.6
UGR transversal	23.3
X=4H Y=8H	S=0.25H
Reflection factor	70/50/20

OPTICAL

C90/C270 optics	99°
C0/C180 optics	93°
Light distribution simmetry	Symmetrical 2 assis



Gude | Downlights | Accessories
87335N00



Outer casing
Type of installation: masonry L=69mm, H=60mm, D=60mm

Code
84901