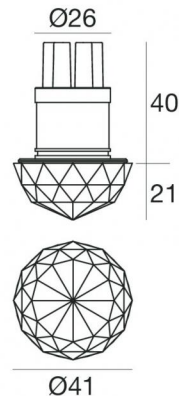




Downlights | 1 x powerLED 1.5 W DC 500 mA | CRI 80  
**87356N00**



Technical data	
Type	Semi-recessed
Installation position	Ceiling
Installation environment	Indoor
Light Source	LED
Optics	Diffused
Nominal power	1.5 W DC
Source lumens	213 lm
Current intensity	500mA
CCT / Tone	4000 K
Colour rendering index	80 Ra
C.C. / C.V.	CC
Safety class	3
IP	IP52
Glow wire test	850°
Direct mounting on normally flammable surfaces	Yes
CE	Yes
Driver included	No
Dimmable article	DALI - 1-10V
Directional	No
Tilting	No
Walk-over	No
Drive-over	No
Cable included	Yes
Cable length	0.12 m
Resin potting	No
Type of light emission	Single emission
Net weight	0.094 Kg
Electrostatic discharge protection	No
Surge protection	No


### Finishing casing


Material	Brass
Colour	chrome
Processing	Electroplating

### Finishing diffuser

Material	Glass
Colour	transparent

### Electronics

 89146  
On/Off Driver 198~264V AC / 180~275V DC (2 - 3 art.)

 99195  
On/Off Driver 198~264V AC / 180~275V DC (1 - 2 art.)

 99377  
On/Off Driver 198~264V AC (1 - 6 art.)



Downlights | 1 x powerLED 1.5 W DC 500 mA | CRI 80  
**87356N00**

Single emission downlights for indoor application. The natural white LED light source with a diffused light distribution is composed of 1 powered LEDs with CCT of 4000 K and a CRI 80; the source luminous flux is 213 lm, with a 142.0 lm/W nominal luminous efficacy.

The device body is made of brass and features a chrome finish, processed by means of electroplating; the diffuser is made of glass. The ingress protection degree is IP52; the total weight is of 0.094 kg. The power supply driver is not provided and is to be ordered separately.

The total absorbed power is 1.5 W. The power supply cable is included and features a 0.12 m length.

The device features protection class III and can be ceiling-mounted, with a 29 mm diameter hole (in plasterboard) with an outer casing, code 84901 (for concrete or masonry).

Compliant with the EN 60598-1 standard and its specific provisions.

#### Energy efficiency class

This product contains a light source of energy efficiency class D.

#### Illuminotechnical Features

Source lumens	213 lm
Colour temperature	4000 K
Standard Deviation of Colour Matching	1.5 Step
Colour rendering index	80 Ra
Standard Operating Ambient Temperature	-20 / +50°C
Ordinary temperature on the glass	40°C

#### LED Life / Failure Ratio

L70 B10 C0 361980h (at Tj 60 Ta 25 )



Outer casing

Type of installation: masonry L=69mm, H=60mm, D=60mm

**Code**

84901