

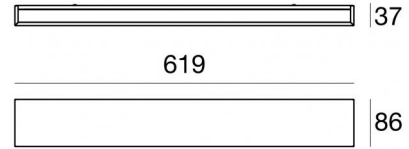

Box_W1 Mono Emission



Wall Lights | 220-240 V
1 topLED 26 W DC - 28 W AC | CRI 80



8774M



Technical data	
Type	Wall Lights
Installation position	Wall lights
Installation environment	Indoor
Light Source	LED
Optics	Diffused
Light emission direction	downward
Nominal power	26 W DC
Total Power	28 W
Source lumens	2968 lm
Voltage	220 - 240 V AC
Frequency	60 - 50 Hz
CCT / Tone	2700 K
Colour rendering index	80 Ra
C.C. / C.V.	AC
Safety class	1
IP	IP40
Glow wire test	650°
Direct mounting on normally flammable surfaces	Yes
CE	Yes
Driver included	Driver
Dimmable article	Phase cut
Directional	No
Tilting	No
Walk-over	No
Drive-over	No
Cable included	No
Resin potting	No
Type of light emission	Single emission
Net weight	1 Kg
Electrostatic discharge protection	No
Surge protection	No

Finishing casing	
Material	Iron
Colour	Embossed white RAL 9003
Processing	Coating

Finishing diffuser	
Material	PMMA
Colour	opaline

Box_W1 Mono Emission



Wall Lights | 220-240 V | 1 topLED 26 W DC - 28 W AC | CRI 80 | Base 8774M

Single emission wall lights for indoor application. The super warm LED light source with a diffused light distribution is composed of 1 topped LEDs with CCT of 2700 K and a CRI 80; the source luminous flux is 2968 lm, with a 114.2 lm/W nominal luminous efficacy.

The device body is made of iron and features a embossed white ral 9003 finish, processed by means of coating; the diffuser is made of pmma. The ingress protection degree is IP40; the total weight is of 1 kg.

The total absorbed power is 28 W.

The device features protection class I and can be wall lights-mounted.

Compliant with the EN 60598-1 standard and its specific provisions.

Energy efficiency class

This product contains 2 light sources of energy efficiency class E.

Illuminotechnical Features

Light Output Ratio (LOR)	67 %
Source lumens	2968 lm
Delivered lumens	2007 lm
Consumption	28 W
Luminaire efficacy	71 lm/W
Colour temperature	2700 K
Standard Deviation of Colour Matching	3 Step MacAdam
Colour rendering index	80 Ra
Junction temperature (lighting fixture)	80
Standard Operating Ambient Temperature	25°C

LED Life / Failure Ratio

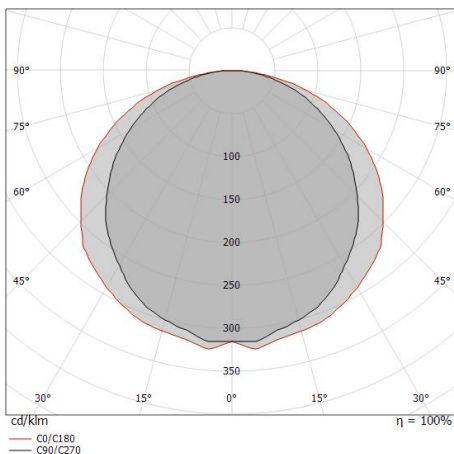
L70 B20 C0 72500h

UGR

UGR axial	28.3
UGR transversal	29.8
X=4H Y=8H	S=0.25H
Reflection factor	70/50/20

OPTICAL

C90/C270 optics	111°
C0/C180 optics	126°
Light distribution simmetry	Symmetrical 2 assis



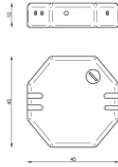
Distance [m]	Cone diameter [m]	illuminance [lx]
0.5	1.46 1.98	E(0°) 2531 E(C90) 232 E(C0) 120
1.0	2.91 3.96	E(0°) 633 E(C90) 58 E(C0) 30
1.5	4.37 5.94	E(0°) 281 E(C90) 26 E(C0) 13
2.0	5.82 7.92	E(0°) 158 E(C90) 14 E(C0) 8
2.5	7.28 9.90	E(0°) 101 E(C90) 9 E(C0) 5
3.0	8.73 11.88	E(0°) 70 E(C90) 6 E(C0) 3

— C0/C180 (Half-peak divergence: 126.4°)
— C90/C270 (Half-peak divergence: 111.0°)

Box_W1 Mono Emission



Box_W1 Mono Emission | Wall Lights | Accessories
8774M



Dimmer
220-240V

Code
KIT0026