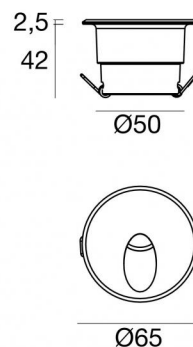


Wall Lights | 1 x powerLED 2 W DC 630 mA | CRI 80
87988W70



Technical data	
Type	Encasement with flange
Installation position	Wall lights
Installation environment	Outdoor
Light Source	LED
Optics	Flood
Power	2 W
Source lumens	233 lm
Current intensity	630mA
CCT / Tone	3000 K
Colour rendering index	80 Ra
C.C. / C.V.	CC
Energy class	A+
Safety class	3
IP	IP65
IK	IK10
Glow wire test	850°
Direct mounting on normally flammable surfaces	Yes
CE	Yes
Operating temperature	-20 / +50
Driver included	No
Dimmable article	DALI - 1-10V
Directional	No
Tilting	No
Walk-over	No
Drive-over	No
Cable included	Yes
Cable length	1 m
Resin potting	Yes
Type of light emission	Single emission
Net weight	0.118 Kg
Electrostatic discharge protection	No
Surge protection	No
Ordinary temperature on the glass	40 °C

Finishing casing

Material	Aluminium
Colour	Dark brown
Processing	Open pore anodizing + Powder Coating

Electronics



83102
DALI-2 Multi Power 99~264V AC / 170~276V DC



99186
On/Off Driver 180~300V AC



99179
On/Off Driver 180~300V AC



89420
On/Off Driver 190~250V AC / 260~360V DC

Wall Lights | 1 x powerLED 2 W DC 630 mA | CRI 80 | Base 87988W70

Single emission wall lights for outdoor application. The warm white LED light source with a flood light distribution is composed of 1 powerLED LEDs with CCT of 3000 K and a CRI 80; the source luminous flux is 233 lm, with a 116.5 lm/W nominal luminous efficacy.

The device body is made of aluminium and features a dark brown finish, processed by means of open pore anodizing + powder coating. The ingress protection degree is IP65; the total weight is of 0.118 kg. The power supply driver is not provided and is to be ordered separately.

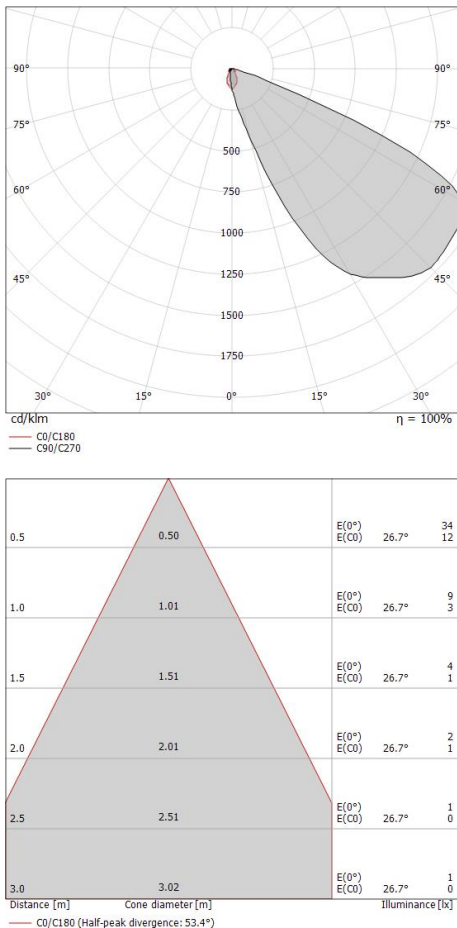
The total absorbed power is 2,0 W. The power supply cable is included and features a 1 m lenght.

The device features protection class III and can be wall lights-mounted, with a 52 mm diameter hole (in plasterboard) with an outer casing, code 84338(for concrete or masonry).



Compliant with the EN 60598-1 standard and its specific provisions.

Illuminotechnical Features	
Light Output Ratio (LOR)	28 %
Source lumens	233 lm
Delivered lumens	67.35 lm
Consumption	2,0 W
Luminaire efficacy	33 lm/W
Colour temperature	3000 K
Standard Deviation of Colour Matching	1/16 ANSI BIN
Colour rendering index	80 Ra
LED Life / Failure Ratio	
L70 B10 C0 361980h (at Tj 60 Ta 25)	

OPTICAL	
Light distribution simmetry	Symmetrical 2
C0/C180 optics	53°



Quara_R | Wall Lights | Accessories
87988W70

 	<p>Outer casing</p> <p>Type of installation: masonry L=72mm, H=62mm, D=62mm</p>	<p>Code</p> <p>84338</p>
---	---	--------------------------