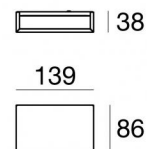


# Box\_W1 Mono Emission



Wall Lights | 220-240 V  
12 topLED 5 W DC - 6 W AC | CRI 80

8912



Technical data	
Designer	Linea Light
Construction year	2020
Type	Wall Lights
Installation position	Wall lights
Installation environment	Indoor
Light Source	LED
Total Power	6 W
Source lumens	540 lm
Voltage	220 - 240 V AC
Frequency	60 - 50 Hz
CCT / Tone	3000 K
Colour rendering index	80 Ra
C.C. / C.V.	AC
Safety class	1
IP	IP40
Glow wire test	650°
Direct mounting on normally flammable surfaces	No
CE	Yes
Driver included	Driver
Dimmable article	No
Directional	No
Tilting	No
Walk-over	No
Drive-over	No
Cable included	No
Resin potting	No
Type of light emission	Single emission
Net weight	0.55 Kg
Electrostatic discharge protection	No
Surge protection	No

Finishing casing	
Material	copper
Finishing diffuser	
Material	PMMA
Colour	opaline
Finishing mounting frame	
Material	Aluminium
Colour	white
Processing	Coating



Wall Lights | 220-240 V | 12 topLED 5 W DC - 6 W AC | CRI 80 | Base 8912

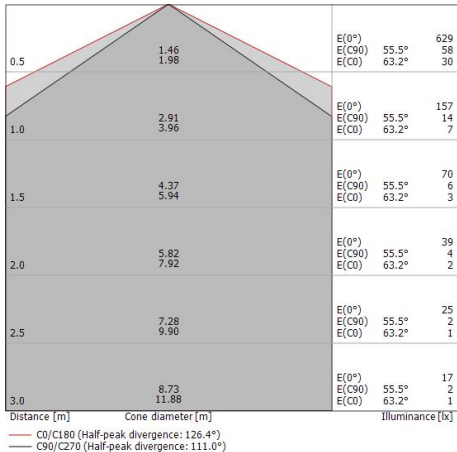
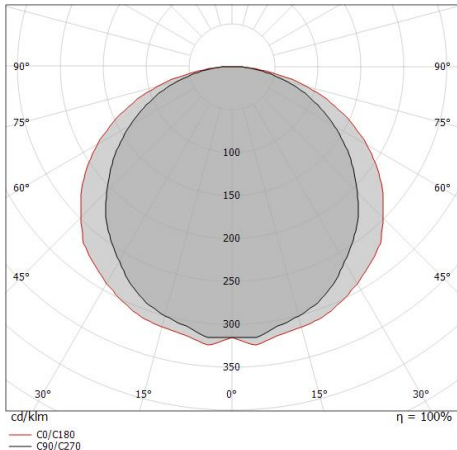
Single emission wall lights for indoor application. The warm white LED light source with a diffused light distribution is composed of 12 topLED LEDs with CCT of 3000 K and a CRI 80; the source luminous flux is 540 lm, with a 108.0 lm/W nominal luminous efficacy.

The device body is made of copper; the diffuser is made of pmma; the mounting frame is made of aluminium, with a white finish, processed by means of coating. The ingress protection degree is IP40; the total weight is of 0.55 kg.

The total absorbed power is 6 W.

The device features protection class I and can be wall lights-mounted.

Compliant with the EN 60598-1 standard and its specific provisions.



Energy efficiency class

This product contains a light source of energy efficiency class D.

Illuminotechnical Features

Light Output Ratio (LOR)	92 %
Source lumens	540 lm
Delivered lumens	499 lm
Consumption	6 W
Luminaire efficacy	83 lm/W
Colour temperature	3000 K
Standard Deviation of Colour Matching	3 Step MacAdam
Colour rendering index	80 Ra
Junction temperature (lighting fixture)	80

Standard Operating Ambient Temperature

25°C

LED Life / Failure Ratio

L70 B20 C0 72500h

UGR

UGR axial	28.7
UGR transversal	30.3
X=4H   Y=8H	S=0.25H
Reflection factor	70/50/20

OPTICAL

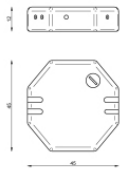
C90/C270 optics	111°
C0/C180 optics	126°
Light distribution simmetry	Symmetrical 2 assis



# Box\_W1 Mono Emission



Box\_W1 Mono Emission | Wall Lights | Accessories  
8912



Dimmer  
220-240V

Code  
KIT0026