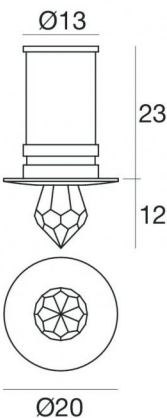




Downlights | 1 x powerLED 1 W DC 350 mA | CRI 80
91200W00



Technical data	
Type	Semi-recessed
Installation position	Ceiling
Installation environment	Indoor
Light Source	LED
Optics	Diffused
Nominal power	1 W DC
Source lumens	107 lm
Current intensity	350mA
CCT / Tone	3000 K
Colour rendering index	80 Ra
C.C. / C.V.	CC
Safety class	3
IP	IP20
Glow wire test	850°
Direct mounting on normally flammable surfaces	Yes
CE	Yes
Driver included	No
Dimmable article	DALI - 1-10V
Directional	No
Tilting	No
Walk-over	No
Drive-over	No
Cable included	Yes
Cable length	0.12 m
Resin potting	No
Type of light emission	Single emission
Net weight	0.050 Kg
Electrostatic discharge protection	No
Surge protection	No



Finishing casing	
Material	Brass
Colour	chrome
Processing	Electroplating
Finishing diffuser	
Material	Glass
Colour	transparent
Electronics	
	89144 On/Off Driver 198~264V AC / 180~275V DC (1 - 2 art.)
	89145 On/Off Driver 198~264V AC / 180~275V DC (3 - 6 art.)
	99374 On/Off Driver 198~264V AC / 185~275V DC 75 W (- art.)
	99708 1-10V Converter 24V DC (- art.)
	99375 On/Off Driver 198~264V AC (6 - 14 art.)



Downlights | 1 x powerLED 1 W DC 350 mA | CRI 80
91200W00

Single emission downlights for indoor application. The warm white LED light source with a diffused light distribution is composed of 1 powered LEDs with CCT of 3000 K and a CRI 80; the source luminous flux is 107 lm, with a 107.0 lm/W nominal luminous efficacy.

The device body is made of brass and features a chrome finish, processed by means of electroplating; the diffuser is made of glass. The ingress protection degree is IP20; the total weight is of 0.050 kg. The power supply driver is not provided and is to be ordered separately.

The total absorbed power is 1 W. The power supply cable is included and features a 0.12 m length.

The device features protection class III and can be ceiling-mounted, with a 15 mm diameter hole (in plasterboard) with an outer casing, code 84916(for concrete or masonry).

Compliant with the EN 60598-1 standard and its specific provisions.

Energy efficiency class

This product contains a light source of energy efficiency class E.



Illuminotechnical Features

Source lumens	107 lm
Colour temperature	3000 K
Standard Deviation of Colour Matching	1/16 ANSI BIN
Colour rendering index	80 Ra
Standard Operating Ambient Temperature	-20 / +50°C
Ordinary temperature on the glass	40°C

LED Life / Failure Ratio

L70 B10 C0 197960h (at Tj 60 Ta 25)



	<p>Outer casing</p> <p>Type of installation: masonry L=35mm, H=20mm, D=20mm</p>	<p>Code</p> <p>84335</p>
	<p>Outer casing</p> <p>installation position: floor; type of installation: masonry L=48mm, H=60mm, D=60mm.</p> <p>Material:ABS, colour:black.</p>	<p>Code</p> <p>84916</p>