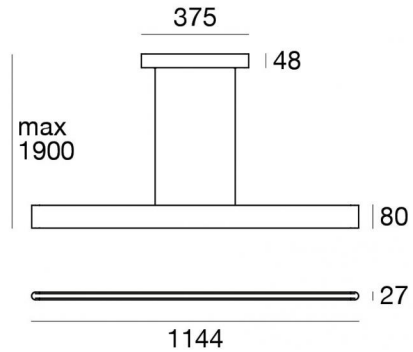



Pendant Luminaires | 220-240 V
312 topLED 36 W DC - 42 W AC | CRI 90
9198



Technical data	
Type	Pendant Luminaires
Installation position	Ceiling
Installation environment	Indoor
Light Source	LED
Circuit structure	topLED
Optics	Diffused
Light emission direction	downward and upward
Nominal power	36 W DC
Total Power	42 W
Source lumens	5950 lm
Nominal input voltage	220 - 240 V AC
Input voltage range	220 - 240 V AC
Frequency	50 - 60 Hz
CCT / Tone	3000 K
Colour rendering index	90 Ra
C.C. / C.V.	AC
Safety class	1
IP	IP20
Glow wire test	850°
Direct mounting on normally flammable surfaces	Yes
CE	Yes
Driver included	Driver
Dimmable article	DALI-2 - PUSH DIM
Directional	No
Tilting	No
Walk-over	No
Drive-over	No
Cable included	Yes
Cable length	2.2 m
Resin potting	No
Type of light emission	Double emission
Net weight	3 Kg
Electrostatic discharge protection	Yes
Surge protection	Yes

Finishing Finishing casing

Material	Aluminium
Colour	Text black (R9005)
Processing	Coating

Finishing Finishing diffuser

Material	PC
Colour	opaline

Finishing Finishing mounting frame

Material	Aluminium
Colour	Text black (R9005)
Processing	Coating

Cables Electrification+ suspension

Max cable length	2200 mm
------------------	---------

Pendant Luminaires | 220-240 V | 312 topLED 36 W DC - 42 W AC | CRI 90 | Base
9198

Double emission pendant luminaires for indoor application. The warm white LED light source with a diffused light distribution is composed of 312 topped LEDs with CCT of 3000 K and a CRI 90; the source luminous flux is 5950 lm, with a 165.3 lm/W nominal luminous efficacy.

The device body is made of aluminium and features a text black (r9005) finish, processed by means of coating; the diffuser is made of PC; the mounting frame is made of aluminium, with a text black (r9005) finish, processed by means of coating.

The ingress protection degree is IP20; the total weight is of 3 kg.

The total absorbed power is 42 W The power supply cable is included and features a 2.2 m length.

The device features protection class I and can be ceiling-mounted.

Compliant with the EN 60598-1 standard and its specific provisions.

Energy efficiency class

This product contains 6 light sources of energy efficiency class D.

Illuminotechnical Features

Light Output Ratio (LOR)	51 %
Source lumens	5950 lm
Delivered lumens	3065 lm
Consumption	42 W
Luminaire efficacy	72 lm/W
Colour temperature	3000 K
Standard Deviation of Colour Matching	3 Step MacAdam
Colour rendering index	90 Ra
Junction temperature (lighting fixture)	80
Standard Operating Ambient Temperature	25°C

LED Life / Failure Ratio

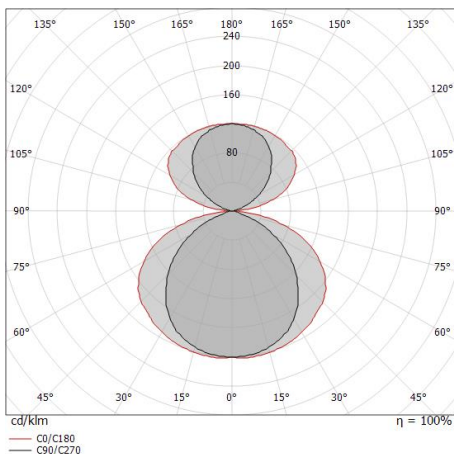
L70 B20 C0 72500h

UGR

UGR axial	20.9
UGR transversal	26.7
X=4H Y=8H	S=0.25H
Reflection factor	70/50/20

OPTICAL

C90/C270 optics	103°
C0/C180 optics	139°
Light distribution symmetry	Symmetrical 2 axis



Distance [m]	Cone diameter [m]	illuminance [lx]
0.5	1.26 2.70	E(0°) 2463 E(C90) 296 E(C0) 52
1.0	2.52 5.41	E(0°) 616 E(C90) 74 E(C0) 13
1.5	3.79 8.11	E(0°) 274 E(C90) 33 E(C0) 6
2.0	5.05 10.81	E(0°) 154 E(C90) 18 E(C0) 3
2.5	6.31 13.52	E(0°) 99 E(C90) 12 E(C0) 2
3.0	7.57 16.22	E(0°) 68 E(C90) 8 E(C0) 1

— C0/C180 (Half-peak divergence: 139.4°)
— C90/C270 (Half-peak divergence: 103.2°)