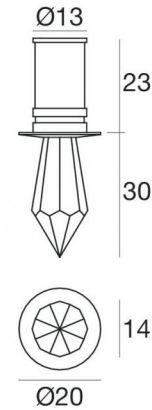




Downlights | 1 x powerLED 1 W DC 350 mA | CRI 80
92285N00



Technical data	
Type	Semi-recessed
Installation position	Ceiling
Installation environment	Indoor
Light Source	LED
Optics	Diffused
Nominal power	1 W DC
Source lumens	112 lm
Current intensity	350mA
CCT / Tone	4000 K
Colour rendering index	80 Ra
C.C. / C.V.	CC
Safety class	3
IP	IP20
Glow wire test	850°
Direct mounting on normally flammable surfaces	Yes
CE	Yes
Driver included	No
Dimmable article	DALI - 1-10V
Directional	No
Tilting	No
Walk-over	No
Drive-over	No
Cable included	Yes
Cable length	0.12 m
Resin potting	No
Type of light emission	Single emission
Net weight	0.019 Kg
Electrostatic discharge protection	No
Surge protection	No


Finishing casing


Material	Brass
Colour	chrome
Processing	Electroplating

Finishing diffuser

Material	Glass
Colour	transparent

Electronics

 89144
On/Off Driver 198~264V AC / 180~275V DC (1 - 2 art.)

 89145
On/Off Driver 198~264V AC / 180~275V DC (3 - 6 art.)

 99375
On/Off Driver 198~264V AC (1 - 14 art.)



Downlights | 1 x powerLED 1 W DC 350 mA | CRI 80
92285N00

Single emission downlights for indoor application. The natural white LED light source with a diffused light distribution is composed of 1 powered LEDs with CCT of 4000 K and a CRI 80; the source luminous flux is 112 lm, with a 112.0 lm/W nominal luminous efficacy.

The device body is made of brass and features a chrome finish, processed by means of electroplating; the diffuser is made of glass. The ingress protection degree is IP20; the total weight is of 0.019 kg. The power supply driver is not provided and is to be ordered separately.

The total absorbed power is 1 W. The power supply cable is included and features a 0.12 m length.

The device features protection class III and can be ceiling-mounted, with a 15 mm diameter hole (in plasterboard) with an outer casing, code 84335(for concrete or masonry).

Compliant with the EN 60598-1 standard and its specific provisions.

Energy efficiency class

This product contains a light source of energy efficiency class E.

Illuminotechnical Features

Source lumens	112 lm
Colour temperature	4000 K
Standard Deviation of Colour Matching	1/16 ANSI BIN
Colour rendering index	80 Ra

Standard Operating Ambient Temperature	-20 / +50°C
Ordinary temperature on the glass	40°C

LED Life / Failure Ratio

L70 B10 C0 197960h (at Tj 60 Ta 25)



Outer casing

Type of installation: masonry L=35mm, H=20mm, D=20mm

Code

84335