

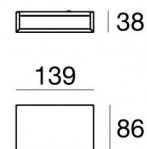
Box_W2 Bi Emission



Wall Lights | 220-240 V
1 topLED 10 W DC - 10 W AC | CRI 80



9533M



Technical data	
Designer	Linea Light
Construction year	2020
Type	Wall Lights
Installation position	Wall lights
Installation environment	Indoor
Light Source	LED
Total Power	10 W
Source lumens	1043 lm
Voltage	220 - 240 V AC
Frequency	60 - 50 Hz
CCT / Tone	2700 K
Colour rendering index	80 Ra
C.C. / C.V.	AC
Safety class	1
IP	IP40
Glow wire test	650°
Direct mounting on normally flammable surfaces	Yes
CE	Yes
Driver included	Driver
Dimmable article	Phase cut
Directional	No
Tilting	No
Walk-over	No
Drive-over	No
Cable included	No
Resin potting	No
Type of light emission	Double emission
Net weight	0.55 Kg
Electrostatic discharge protection	No
Surge protection	No

Finishing casing	
Material	Brass
Finishing diffuser	
Material	PMMA
Colour	opaline
Processing	Satin finishing
Finishing mounting frame	
Material	Aluminium
Colour	white
Processing	Coating

Box_W2 Bi Emission



Wall Lights | 220-240 V | 1 topLED 10 W DC - 10 W AC | CRI 80 | Base 9533M

Double emission wall lights for indoor application. The super warm LED light source with a diffused light distribution is composed of 1 topLED LEDs with CCT of 2700 K and a CRI 80; the source luminous flux is 1043 lm, with a 104.3 lm/W nominal luminous efficacy.

The device body is made of brass; the diffuser is made of pmma with a satin finishing treatment; the mounting frame is made of aluminium, with a white finish, processed by means of coating. The ingress protection degree is IP40; the total weight is of 0.55 kg.

The total absorbed power is 10 W.

The device features protection class I and can be wall lights-mounted.

Compliant with the EN 60598-1 standard and its specific provisions.

Energy efficiency class

This product contains a light source of energy efficiency class E.

Illuminotechnical Features

Light Output Ratio (LOR)	69 %
Source lumens	1043 lm
Delivered lumens	730 lm
Consumption	10 W
Luminaire efficacy	73 lm/W
Colour temperature	2700 K
Standard Deviation of Colour Matching	3 Step MacAdam
Colour rendering index	80 Ra
Junction temperature (lighting fixture)	80

Standard Operating Ambient Temperature 25°C

LED Life / Failure Ratio

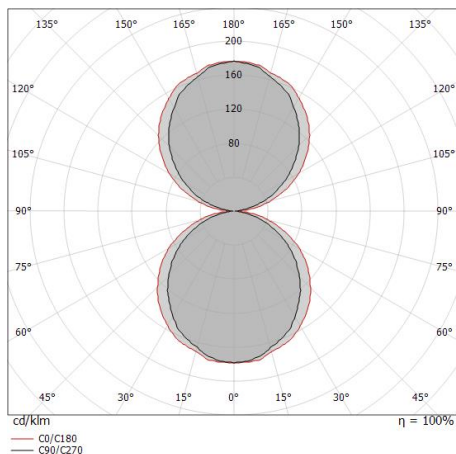
L70 B20 C0 72500h

UGR

UGR axial	24.6
UGR transversal	26.8
X=4H Y=8H	S=0.25H
Reflection factor	70/50/20

OPTICAL

C90/C270 optics	105°
C0/C180 optics	120°
Light distribution symmetry	Symmetrical 2 axis



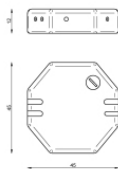
Distance [m]	Cone diameter [m]	illuminance [lx]	E(0°)	E(C90)	E(C0)
0.5	1.30 1.73	521 59 33	52.5°	60.0°	
1.0	2.61 3.46	130 15 8	52.5°	60.0°	
1.5	3.91 5.20	58 7 4	52.5°	60.0°	
2.0	5.21 6.93	33 4 2	52.5°	60.0°	
2.5	6.52 8.66	21 2 1	52.5°	60.0°	
3.0	7.82 10.39	14 2 1	52.5°	60.0°	

Distance [m] Cone diameter [m] illuminance [lx]

— C0/C180 (Half-peak divergence: 120.0°)
— C90/C270 (Half-peak divergence: 105.0°)



Box_W2 Bi Emission | Wall Lights | Accessories
9533M



Dimmer
220-240V

Code

KIT0026