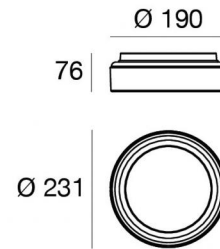


Wall Lights - Ceiling Downlights | 198-264 V | 42 topLED 10 W DC - 11 W AC | CRI 90
CA076DWHWDD



Technical data	
Type	Wall Lights - Ceiling Downlights
Installation position	Wall lights - Ceiling
Installation environment	Indoor
Light Source	LED
Circuit structure	topLED
Optics	Double Diffused
Light emission direction	downward and upward
Nominal power	10 W DC
Total Power	11 W
Source lumens	1315 lm
Nominal input voltage	220 - 240 V AC
Input voltage range	198 - 264 V AC
Frequency	50 - 60 Hz
CCT / Tone	3000 K
Colour rendering index	90 Ra
IP	IP40
Glow wire test	850°
Direct mounting on normally flammable surfaces	Yes
CE	Yes
Driver included	Driver
Dimmable article	Phase cut
Directional	No
Tilting	No
Walk-over	No
Drive-over	No
Cable included	No
Resin potting	No
Type of light emission	Double emission
Electrostatic discharge protection	Yes
Surge protection	Yes

Finishing casing	
Material	Iron
Colour	Text white Ral 9003
Processing	Coating
Finishing diffuser	
Material	PMMA
Colour	opaline
Finishing mounting frame	
Material	Iron
Colour	Text white Ral 9003
Processing	Coating

Wall Lights - Ceiling Downlights | 198-264 V | 42 topLED 10 W DC - 11 W AC | CRI 90 |
Base
CA076DWHWDD

Double emission wall lights or ceiling downlights for indoor application.
The warm white LED light source with a double diffused light distribution is composed of 42 topped LEDs with CCT of 3000 K and a CRI 90; the source luminous flux is 1315 lm, with a 131.5 lm/W nominal luminous efficacy.

The device body is made of iron and features a text white ral 9003 finish, processed by means of coating; the diffuser is made of pmma; the mounting frame is made of iron, with a text white ral 9003 finish, processed by means of coating. The ingress protection degree is IP40;

The total absorbed power is 11 W.

and can be wall lights or ceiling-mounted.

Compliant with the EN 60598-1 standard and its specific provisions.

Energy efficiency class

This product contains a light source of energy efficiency class E.

Illuminotechnical Features

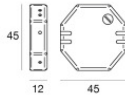
Light Output Ratio (LOR)	43 %
Source lumens	1315 lm
Delivered lumens	570 lm
Consumption	11 W
Luminaire efficacy	51 lm/W
Colour temperature	3000 K
Standard Deviation of Colour Matching	3 Step MacAdam
Colour rendering index	90 Ra

Standard Operating Ambient Temperature	-20 / +50°C
--	-------------

LED Life / Failure Ratio

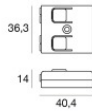
L70 B20 C0 72500h

Iside | Ceiling Downlights | Accessories
CA076DWHWDD



Dimmer - Phase cut (Max 100W) - Essential for dimming the lamp
220-240V

Code
KIT0026



Dimmer - Phase cut CASAMBI - Essential for dimming the lamp with Casambi
Radio-frequenza, 85-240V

Code
KIT0080