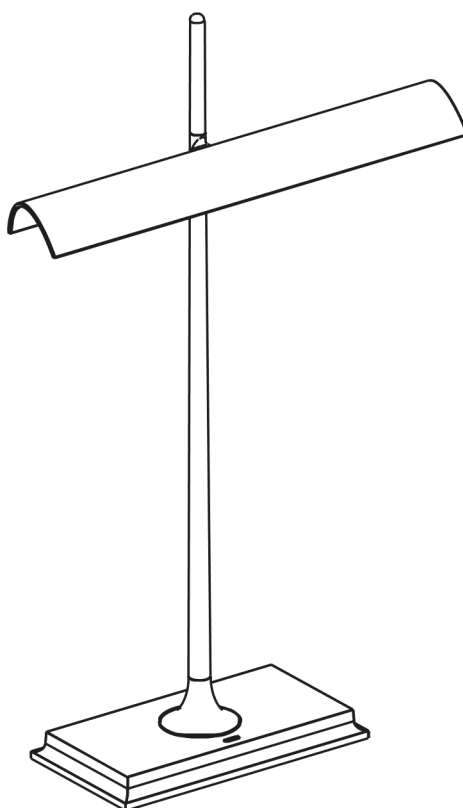


## GOLDMAN

Designed by Ron Gilad, 2013

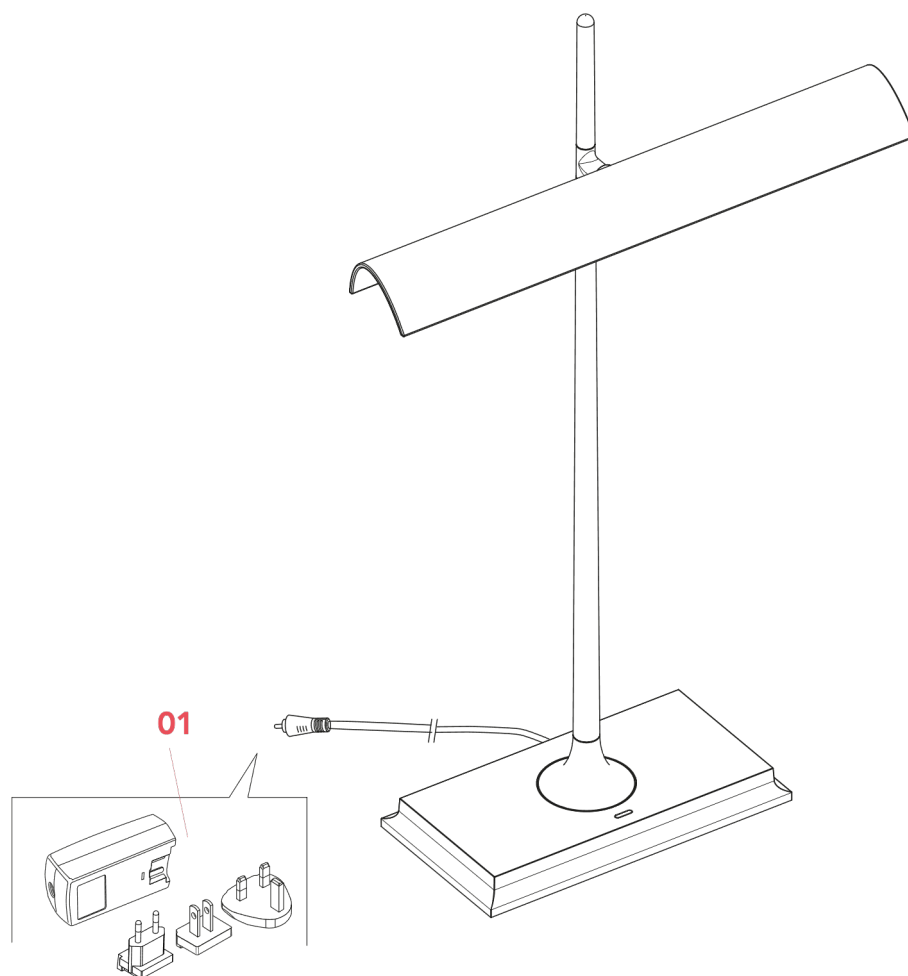
F3440044



## GOLDMAN

F3440044

EN




**01. RF3320100** – Black plug kit & driver

GOLDMAN F3440044

EN

## RF3320100

BLACK PLUG KIT & DRIVER



WARNING! When installing and whenever acting on the appliance, ensure that the power supply has been switched off. For the installation of the spare-part, it is necessary to consult a qualified electrician.

GOLDMAN F3440044

EN

**RF3320100**

BLACK PLUG KIT &amp; DRIVER

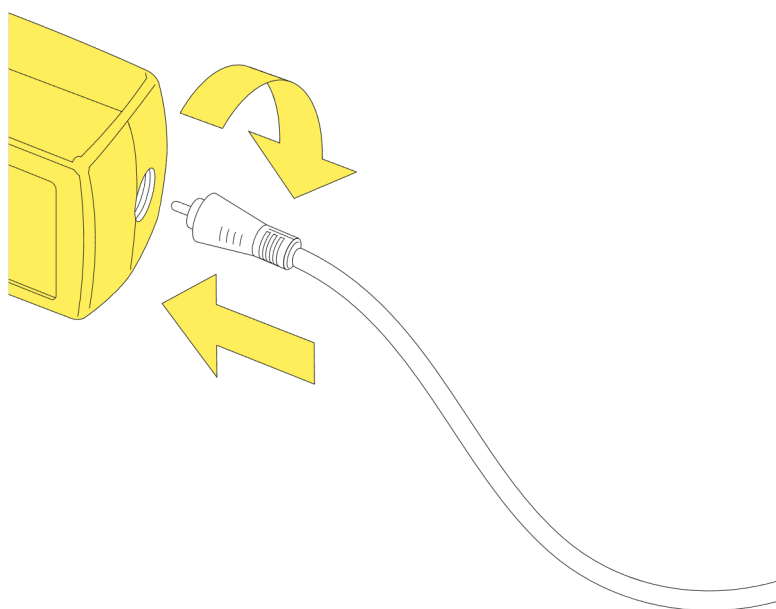


Fig.1

Insert the plug into the driver unit by using the guides snap it inside its apposite slot (use the correct type of plug for the area in which the device must be installed), connect the plug to the feeder unit locking it in by rotating it 90° clockwise.

WARNING! When installing and whenever acting on the appliance, ensure that the power supply has been switched off. For the installation of the spare-part, it is necessary to consult a qualified electrician.

©2021 Flos - All rights reserved - [www.flos.com](http://www.flos.com)  
Flos reserves the right to introduce any changes to its own models, without prior notice.