


SMITHFIELD C PRO

Designed by Jasper Morrison, 2009

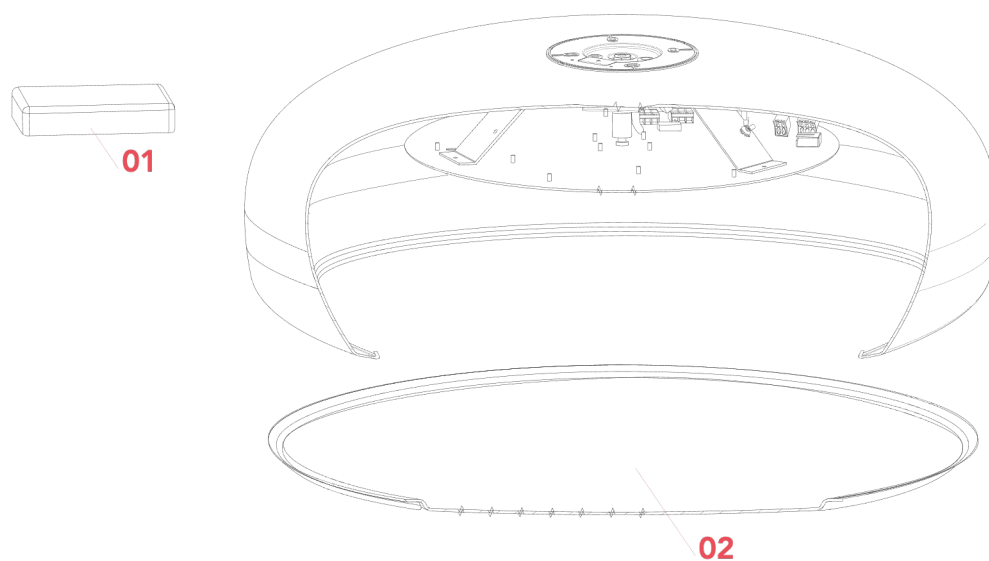
F1366031



SMITHFIELD C PRO

F1366031

EN




- 01. RF24191 – Led Power Supply
- 02. RF19022 – Methacrylate diffuser

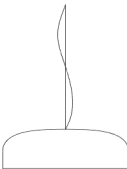
SMITHFIELD C PRO F1366031

EN

RF24191
LED POWER SUPPLY



Smithfield
C Pro
p.03



Smithfield
S Pro
p.08

WARNING! When installing and whenever acting on the appliance, ensure that the power supply has been switched off. For the installation of the spare-part, it is necessary to consult a qualified electrician.

SMITHFIELD C PRO F1366031

EN

RF19022

METHACRYLATE DIFFUSER



Smithfield
C
p.03



Smithfield
C Pro
p.04



Smithfield
S
p.09



Smithfield
S Pro
p.09

WARNING! When installing and whenever acting on the appliance, ensure that the power supply has been switched off.
For the installation of the spare-part, it is necessary to consult a qualified electrician.

©2021 Flos - All rights reserved - www.flos.com
Flos reserves the right to introduce any changes to its own models, without prior notice.

SMITHFIELD C PRO F1366031

EN

RF19022

METHACRYLATE DIFFUSER

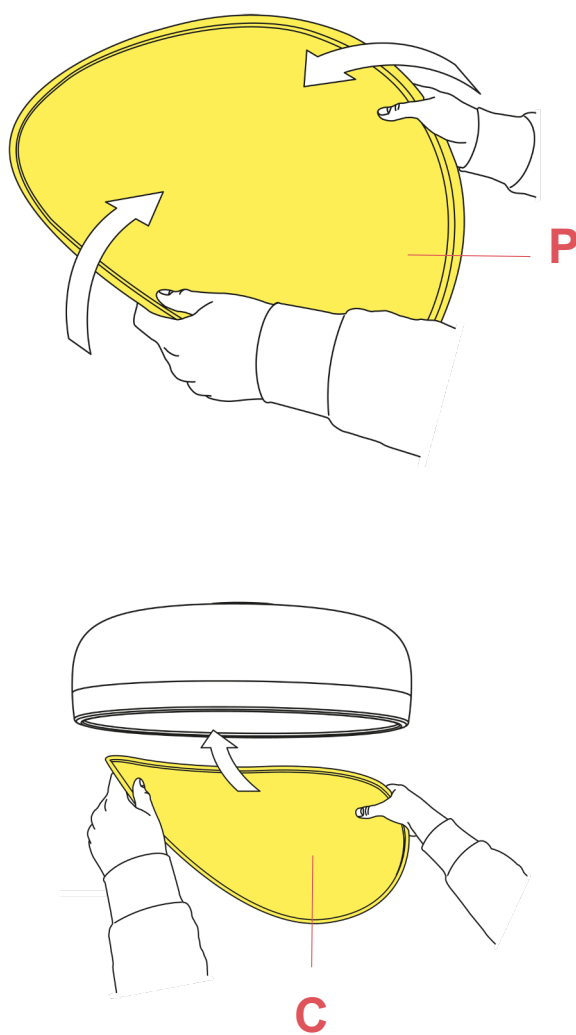


Fig.1

Mount the plastic diffuser (P) bending it slightly on the sides to ease it into the body.

WARNING! When installing and whenever acting on the appliance, ensure that the power supply has been switched off.
For the installation of the spare-part, it is necessary to consult a qualified electrician.