


Almendra Linear Suspension 4 NEW

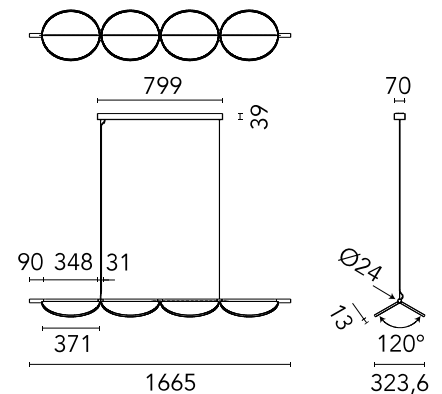
Designed by Patricia Urquiola, 2022

60W - 2012lm - 2700K - CRI> 95

Suspension lamp with diffused light emission available in linear and organic compositions. Tubular structure made of aluminium and CNC aluminium terminals with matte or metallized finish. Edge Lighting technology integrated. Light units can be turned by steps of 60° within the structure in order to change the direction of the light emitted. Metal rosette with matte white finish. The integrated electronics in the ceiling rose allow the use of different dimming systems: 1-10V, DALI, push-dim or potentiometer. Useful length of the cable 3 mt. The product has been designed according to the ISCC standards and it is assembled with total absence of glued components so that it can be completely separated for future recyclability.



Are you a professional and your project needs consulting and support? BOOK AN APPOINTMENT



Main specifications

EAN	8059607048429
Mounting	Suspension
Environment	Indoor dry location
Light source type	LED
LED type	Edge Lighting
Power (W)	60
System flux (lm)	2012

Physical

Colour	Lilac Metallized
Length (mm)	1665
Cord length (mm)	2600
Net weight (kg)	10.18
Package volume (m3)	0.22
IP internal	20

Download

Mounting instructions ↓ PDF

Photometric Files

LDT / IES ↓ LDT

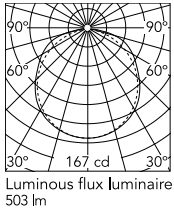
Technical Drawings

2D ↓ ZIP

3D ↓ ZIP



Schematic light drawing



Photometric

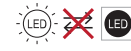
Lighting type	Direct
Light distribution	Symmetric
CCT (K)	2700
CRI>	95

Electrical

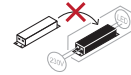
Insulation class	I
Frequency (Hz)	50/60
Main voltage (Vac)	220-240
Driver	Integrated
Dimmable	Yes
Dimming type	Dimmable 0-10V, Dimmable Push, Dimmable 1-10V, Dimmable DALI 1
Dimming interface	Remote Dimmable (Dimmer Not Included)
Batteries inside	No

Ecodesign and Energy Labelling

This product contains a light source of energy efficiency class E



Non-replaceable light source



Non-replaceable control gear