

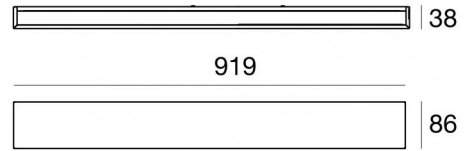
Box_W1 Mono Emission



Wall Lights | 220-240 V
1 topLED 40 W DC - 41 W AC | CRI 80



8919M



Technical data	
Designer	Linea Light
Construction year	2020
Type	Wall Lights
Installation position	Wall lights
Installation environment	Indoor
Light Source	LED
Total Power	41 W
Source lumens	4452 lm
Voltage	220 - 240 V AC
Frequency	60 - 50 Hz
CCT / Tone	2700 K
Colour rendering index	80 Ra
C.C. / C.V.	AC
Safety class	1
IP	IP40
Glow wire test	650°
Direct mounting on normally flammable surfaces	Yes
CE	Yes
Driver included	Driver
Dimmable article	Phase cut
Directional	No
Tilting	No
Walk-over	No
Drive-over	No
Cable included	No
Resin potting	No
Type of light emission	Single emission
Net weight	1.924 Kg
Electrostatic discharge protection	No
Surge protection	No

Finishing casing	
Material	Brass

Finishing diffuser	
Material	PMMA
Colour	opaline
Processing	Sandblasting

Finishing mounting frame	
Material	Aluminium
Colour	white
Processing	Coating

Box_W1 Mono Emission



Wall Lights | 220-240 V | 1 topLED 40 W DC - 41 W AC | CRI 80 | Base 8919M

Single emission wall lights for indoor application. The super warm LED light source with a diffused light distribution is composed of 1 topped LEDs with CCT of 2700 K and a CRI 80; the source luminous flux is 4452 lm, with a 111.3 lm/W nominal luminous efficacy.

The device body is made of brass; the diffuser is made of pmma with a sandblasting treatment; the mounting frame is made of aluminium, with a white finish, processed by means of coating. The ingress protection degree is IP40; the total weight is of 1.924 kg.

The total absorbed power is 41 W.

The device features protection class I and can be wall lights-mounted.

Compliant with the EN 60598-1 standard and its specific provisions.

Energy efficiency class

This product contains 3 light sources of energy efficiency class E.

Illuminotechnical Features

Light Output Ratio (LOR)	66 %
Source lumens	4452 lm
Delivered lumens	2940 lm
Consumption	41 W
Luminaire efficacy	71 lm/W
Colour temperature	2700 K
Standard Deviation of Colour Matching	3 Step MacAdam
Colour rendering index	80 Ra
Junction temperature (lighting fixture)	80

Standard Operating Ambient Temperature 25°C

LED Life / Failure Ratio

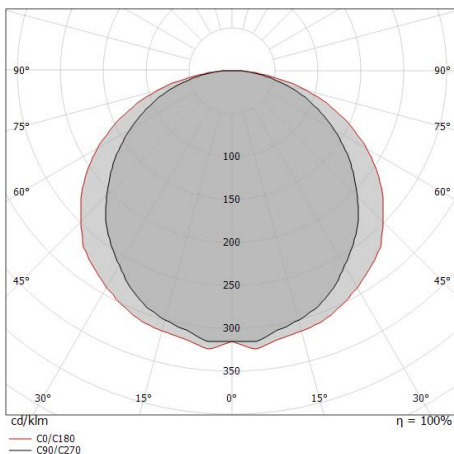
L70 B20 C0 72500h

UGR

UGR axial	28.3
UGR transversal	29.8
X=4H Y=8H	S=0.25H
Reflection factor	70/50/20

OPTICAL

C90/C270 optics	111°
C0/C180 optics	126°
Light distribution simmetry	Symmetrical 2 assis



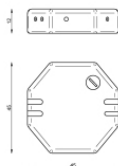
Distance [m]	Cone diameter [m]	illuminance [lx]
0.5	1.46 1.98	E(0°) 3708 E(C90) 339 E(C0) 176
1.0	2.91 3.96	E(0°) 927 E(C90) 85 E(C0) 44
1.5	4.37 5.94	E(0°) 412 E(C90) 38 E(C0) 20
2.0	5.82 7.92	E(0°) 232 E(C90) 21 E(C0) 11
2.5	7.28 9.90	E(0°) 148 E(C90) 14 E(C0) 7
3.0	8.73 11.88	E(0°) 103 E(C90) 9 E(C0) 5

— C0/C180 (Half-peak divergence: 126.4°)
— C90/C270 (Half-peak divergence: 111.0°)

Box_W1 Mono Emission



Box_W1 Mono Emission | Wall Lights | Accessories
8919M



Dimmer
220-240V

Code

KIT0026