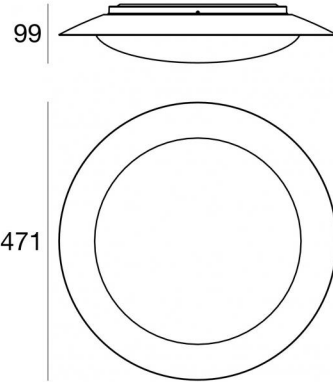




Ceiling Lights | 220-240 V
1 topLED 21 W DC - 22 W AC | CRI 80
8281



Technical data	
Type	Surface
Installation position	Wall lights - Ceiling
Installation environment	Indoor
Light Source	LED
Optics	Diffused
Light emission direction	downward
Nominal power	21 W DC
Total Power	22 W
Source lumens	2460 lm
Voltage	220 - 240 V AC
Frequency	60 - 50 Hz
CCT / Tone	3000 K
Colour rendering index	80 Ra
C.C. / C.V.	AC
Safety class	1
IP	IP40
Glow wire test	650°
Direct mounting on normally flammable surfaces	Yes
CE	Yes
Driver included	Driver
Dimmable article	No
Directional	No
Tilting	No
Walk-over	No
Drive-over	No
Cable included	No
Resin potting	No
Type of light emission	Single emission
Net weight	1.5 Kg
Electrostatic discharge protection	No
Surge protection	No

Finishing casing	
Material	Iron
Colour	dark iron
Processing	Brushing

Finishing diffuser	
Material	PMMA
Colour	opaline



Ceiling Lights | 220-240 V | 1 topLED 21 W DC - 22 W AC | CRI 80 | Base 8281

Single emission ceiling lights for indoor application. The warm white LED light source with a diffused light distribution is composed of 1 topped LEDs with CCT of 3000 K and a CRI 80; the source luminous flux is 2460 lm, with a 117.1 lm/W nominal luminous efficacy.

The device body is made of iron and features a dark iron finish, processed by means of brushing; the diffuser is made of pmma. The ingress protection degree is IP40; the total weight is of 1.5 kg.

The total absorbed power is 22 W.

The device features protection class I and can be wall lights or ceiling-mounted.

Compliant with the EN 60598-1 standard and its specific provisions.

Energy efficiency class

This product contains a light source of energy efficiency class F.

Illuminotechnical Features

Light Output Ratio (LOR)	73 %
Source lumens	2460 lm
Delivered lumens	1800 lm
Consumption	22 W
Luminaire efficacy	81 lm/W
Colour temperature	3000 K
Standard Deviation of Colour Matching	3 Step MacAdam
Colour rendering index	80 Ra
Junction temperature (lighting fixture)	80

Standard Operating Ambient Temperature 25°C

LED Life / Failure Ratio

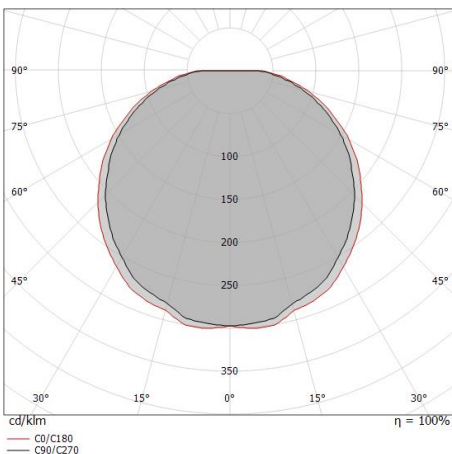
L70 B20 C0 72500h

UGR

UGR axial	20.2
UGR transversal	20.6
X=4H Y=8H	S=0.25H
Reflection factor	70/50/20

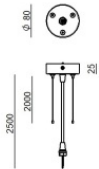
OPTICAL

C90/C270 optics	120°
C0/C180 optics	124°
Light distribution symmetry	Symmetrical 2 axis



Distance [m]	Cone diameter [m]	illuminance [lx]
0.5	1.74 1.89	E(0°) 2139 E(C90) 133 E(C0) 111
1.0	3.48 3.78	E(0°) 535 E(C90) 33 E(C0) 28
1.5	5.22 5.67	E(0°) 238 E(C90) 15 E(C0) 12
2.0	6.96 7.55	E(0°) 134 E(C90) 8 E(C0) 7
2.5	8.70 9.44	E(0°) 86 E(C90) 5 E(C0) 4
3.0	10.43 11.33	E(0°) 59 E(C90) 4 E(C0) 3

— C0/C180 (Half-peak divergence: 124.2°)
— C90/C270 (Half-peak divergence: 120.2°)

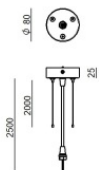


Fixing base

Material:Iron, colour:Embossed white RAL 9003, processing:Coating.

Code

KIT0120



Fixing base

Material:Iron, colour:Embossed black RAL 9005, processing:Coating.

Code

KIT0121