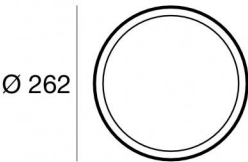




Ceiling Lights | 220-240 V
18 topLED 11 W DC - 12 W AC | CRI 80
8286



Technical data	
Type	Surface
Installation position	Wall lights - Ceiling
Installation environment	Indoor
Light Source	LED
Optics	Diffused
Light emission direction	downward
Nominal power	11 W DC
Total Power	12 W
Source lumens	1253 lm
Voltage	220 - 240 V AC
Frequency	60 - 50 Hz
CCT / Tone	3000 K
Colour rendering index	80 Ra
C.C. / C.V.	AC
Safety class	1
IP	IP40
Glow wire test	650°
Direct mounting on normally flammable surfaces	Yes
CE	Yes
Driver included	Driver
Dimmable article	No
Directional	No
Tilting	No
Walk-over	No
Drive-over	No
Cable included	No
Resin potting	No
Type of light emission	Single emission
Net weight	0.8 Kg
Electrostatic discharge protection	No
Surge protection	No

Finishing casing	
Material	Iron - Iron
Colour	Embossed white RAL 9003 - copper
Processing	Coating - Coating

Finishing diffuser	
Material	PMMA
Colour	opaline

Ceiling Lights | 220-240 V | 18 topLED 11 W DC - 12 W AC | CRI 80 | Base 8286

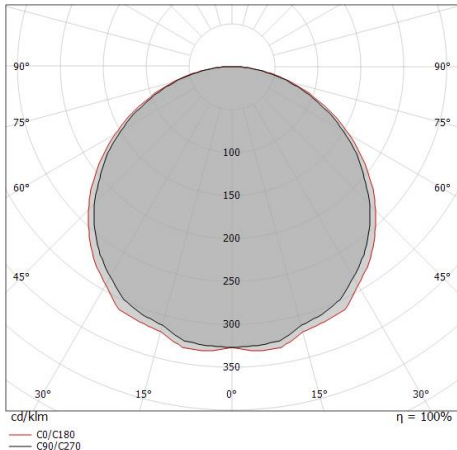
Single emission ceiling lights for indoor application. The warm white LED light source with a diffused light distribution is composed of 18 topLED LEDs with CCT of 3000 K and a CRI 80; the source luminous flux is 1253 lm, with a 113.9 lm/W nominal luminous efficacy.

The device body is made of iron and features a embossed white ral 9003 finish, processed by means of coating The device body is made of iron and features a copper finish, processed by means of coating; the diffuser is made of pmma. The ingress protection degree is IP40; the total weight is of 0.8 kg.

The total absorbed power is 12 W.

The device features protection class I and can be wall lights or ceiling-mounted.

Compliant with the EN 60598-1 standard and its specific provisions.



Distance [m]	Cone diameter [m]	illuminance [lx]
0.5	1.56 1.63	1076 84 79
1.0	3.13 3.25	269 21 20
1.5	4.69 4.88	120 9 9
2.0	6.25 6.50	67 5 5
2.5	7.82 8.13	43 3 3
3.0	9.38 9.75	30 2 2

— C0/C180 (Half-peak divergence: 116.8°)
— C90/C270 (Half-peak divergence: 114.8°)

Energy efficiency class

This product contains a light source of energy efficiency class F.

Illuminotechnical Features

Light Output Ratio (LOR)	65 %
Source lumens	1253 lm
Delivered lumens	824 lm
Consumption	12 W
Luminaire efficacy	68 lm/W
Colour temperature	3000 K
Standard Deviation of Colour Matching	3 Step MacAdam
Colour rendering index	80 Ra
Junction temperature (lighting fixture)	80

Standard Operating Ambient Temperature

25°C

LED Life / Failure Ratio

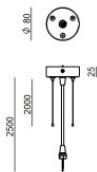
L70 B20 C0 72500h

UGR

UGR axial	19.6
UGR transversal	19.8
X=4H Y=8H	S=0.25H
Reflection factor	70/50/20

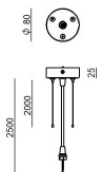
OPTICAL

C0/C180 optics	115°
Light distribution simmetry	Symmetrical



Fixing base
Material:Iron, colour:Embossed white RAL 9003, processing:Coating.

Code
KIT0120



Fixing base
Material:Iron, colour:Embossed black RAL 9005, processing:Coating.

Code
KIT0121