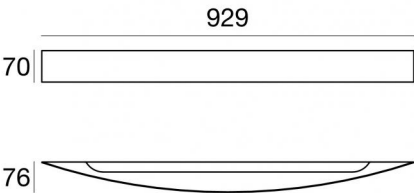


Curvè LED



Wall Lights | 220-240 V
84 topLED 32 W DC - 35 W AC | CRI 80
1191



Technical data	
Type	Surface
Installation position	Wall lights
Installation environment	Indoor
Light Source	LED
Optics	Diffused
Light emission direction	downward
Nominal power	32 W DC
Total Power	35 W
Source lumens	4430 lm
Voltage	220 - 240 V AC
Frequency	60 - 50 Hz
CCT / Tone	3000 K
Colour rendering index	80 Ra
C.C. / C.V.	AC
Safety class	1
IP	IP40
Glow wire test	650°
Direct mounting on normally flammable surfaces	Yes
CE	Yes
Driver included	Driver
Dimmable article	No
Directional	No
Tilting	No
Walk-over	No
Drive-over	No
Cable included	No
Resin potting	No
Type of light emission	Single emission
Net weight	2.200 Kg
Electrostatic discharge protection	No
Surge protection	No

Finishing casing	
Material	Iron
Colour	Dark brown
Processing	Sublimation

Finishing diffuser	
Material	PMMA
Colour	white
Processing	Satin finishing



Wall Lights | 220-240 V | 84 topLED 32 W DC - 35 W AC | CRI 80 | Base 1191

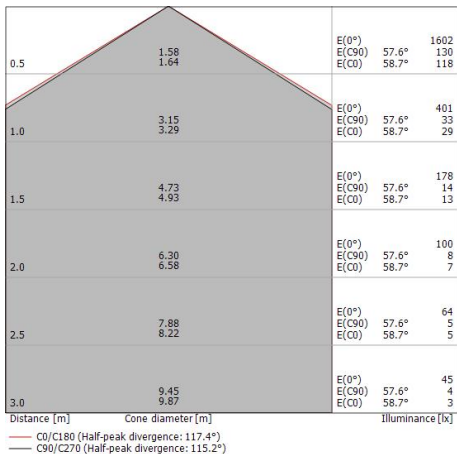
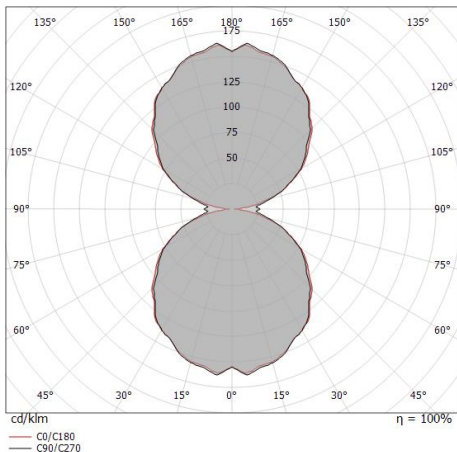
Single emission wall lights for indoor application. The warm white LED light source with a diffused light distribution is composed of 84 topLED LEDs with CCT of 3000 K and a CRI 80; the source luminous flux is 4430 lm, with a 138.4 lm/W nominal luminous efficacy.

The device body is made of iron and features a dark brown finish, processed by means of sublimation; the diffuser is made of pmma with a satin finishing treatment. The ingress protection degree is IP40; the total weight is of 2.200 kg.

The total absorbed power is 35 W.

The device features protection class I and can be wall lights-mounted.

Compliant with the EN 60598-1 standard and its specific provisions.



Energy efficiency class

This product contains 5 light sources of energy efficiency class D.

Illuminotechnical Features

Light Output Ratio (LOR)	58 %
Source lumens	4430 lm
Delivered lumens	2590 lm
Consumption	35 W
Luminaire efficacy	74 lm/W
Colour temperature	3000 K
Standard Deviation of Colour Matching	3 Step MacAdam
Colour rendering index	80 Ra
Junction temperature (lighting fixture)	80

Standard Operating Ambient Temperature	25°C
--	------

LED Life / Failure Ratio

L70 B20 C0 72500h

UGR

UGR axial	12.1
UGR transversal	17.7
X=4H Y=8H	S=0.25H
Reflection factor	70/50/20

OPTICAL

C0/C180 optics	115°
Light distribution simmetry	Symmetrical