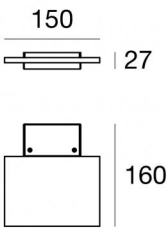


Wall Lights | 220-240 V | 1 topLED 6 W DC - 7 W AC
CRI 80
7485



EAC CE     C.C.   



Technical data	
Designer	Linea Light
Construction year	2013
Type	Surface
Installation position	Wall lights
Installation environment	Indoor
Light Source	LED
Total Power	7 W
Source lumens	759 lm
Voltage	220 - 240 V AC
Frequency	60 - 50 Hz
CCT / Tone	3000 K
Colour rendering index	80 Ra
C.C. / C.V.	AC
Safety class	1
IP	IP40
Glow wire test	650°
Direct mounting on normally flammable surfaces	Yes
CE	Yes
Driver included	Driver
Dimmable article	No
Directional	No
Tilting	No
Walk-over	No
Drive-over	No
Cable included	No
Resin potting	No
Type of light emission	Single emission
Net weight	0.516 Kg
Electrostatic discharge protection	No
Surge protection	No

Finishing diffuser	
Material	PMMA
Colour	white
Processing	Satin finishing

Finishing mounting frame	
Material	Iron
Colour	Embossed white RAL 9003
Processing	Coating

Wall Lights | 220-240 V | 1 topLED 6 W DC - 7 W AC | CRI 80 | Base 7485

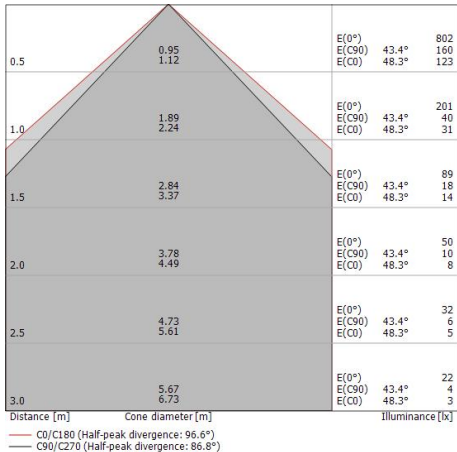
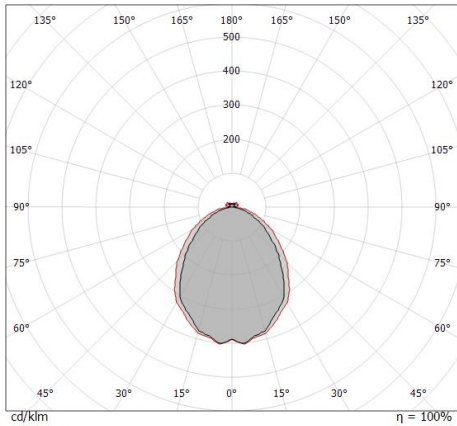
Single emission wall lights for indoor application. The warm white LED light source with a diffused light distribution is composed of 1 topped LEDs with CCT of 3000 K and a CRI 80; the source luminous flux is 759 lm, with a 126.5 lm/W nominal luminous efficacy.

The diffuser is made of pmma with a satin finishing treatment; the mounting frame is made of iron, with a embossed white ral 9003 finish, processed by means of coating. The ingress protection degree is IP40; the total weight is of 0.516 kg.

The total absorbed power is 7 W.

The device features protection class I and can be wall lights-mounted.

Compliant with the EN 60598-1 standard and its specific provisions.



Energy efficiency class

This product contains a light source of energy efficiency class E.

Illuminotechnical Features

Light Output Ratio (LOR)	67 %
Source lumens	759 lm
Delivered lumens	515 lm
Consumption	7 W
Luminaire efficacy	73 lm/W
Colour temperature	3000 K
Standard Deviation of Colour Matching	3 Step MacAdam
Colour rendering index	80 Ra
Junction temperature (lighting fixture)	80

Standard Operating Ambient Temperature	25°C
--	------

LED Life / Failure Ratio

L70 B20 C0 72500h

UGR

UGR axial	17.4
UGR transversal	20.3
X=4H Y=8H	S=0.25H
Reflection factor	70/50/20

OPTICAL

C90/C270 optics	87°
C0/C180 optics	97°
Light distribution simmetry	Symmetrical 2 assis