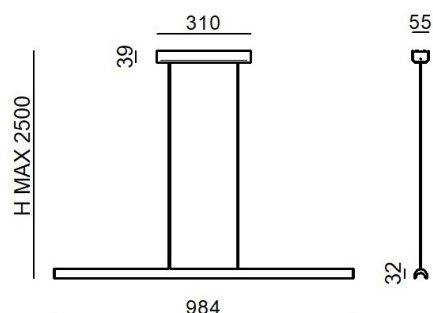


# Halfpipe 2



Pendant Luminaires | 220-240 V  
156 topLED 25 W DC - 28 W AC | CRI 90

9811



Technical data	
Type	Pendant Luminaires
Installation position	Ceiling
Installation environment	Indoor
Light Source	LED
Total Power	28 W
Source lumens	3525 lm
Voltage	220 - 240 V AC
Frequency	50 - 60 Hz
CCT / Tone	3000 K
Colour rendering index	90 Ra
C.C. / C.V.	AC
Safety class	1
IP	IP20
Glow wire test	850°
Direct mounting on normally flammable surfaces	Yes
CE	Yes
Driver included	Driver
Dimmable article	Phase cut
Directional	No
Tilting	No
Walk-over	No
Drive-over	No
Cable included	Yes
Cable length	5 m
Resin potting	No
Type of light emission	Single emission
Net weight	1.950 Kg
Electrostatic discharge protection	No
Surge protection	No

Finishing casing	
Material	Aluminium
Colour	translucent
Finishing diffuser	
Material	PC
Colour	opaline
Finishing mounting frame	
Material	Iron
Colour	Embossed white RAL 9003
Processing	Coating
Cables Electrification+suspension	
Max cable length	5000 mm

Pendant Luminaires | 220-240 V | 156 topLED 25 W DC - 28 W AC | CRI 90 | Base 9811

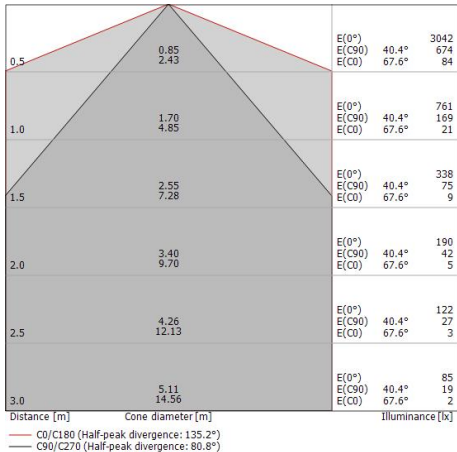
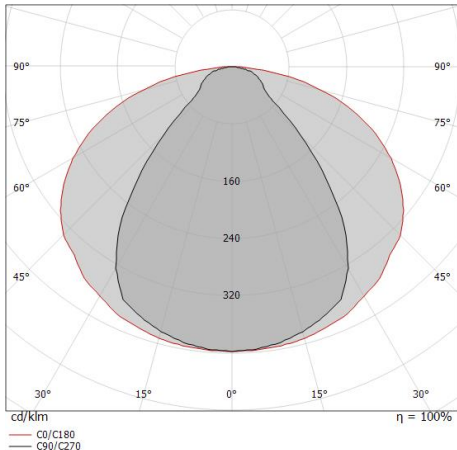
Single emission pendant luminaires for indoor application. The warm white LED light source with a diffused light distribution is composed of 156 topLED LEDs with CCT of 3000 K and a CRI 90; the source luminous flux is 3525 lm, with a 141.0 lm/W nominal luminous efficacy.

The device body is made of aluminium and features a translucent finish; the diffuser is made of PC; the mounting frame is made of iron, with a embossed white ral 9003 finish, processed by means of coating. The ingress protection degree is IP20; the total weight is of 1.950 kg.

The total absorbed power is 28 W. The power supply cable is included and features a 5 m length.

The device features protection class I and can be ceiling-mounted.

Compliant with the EN 60598-1 standard and its specific provisions.



Energy efficiency class

This product contains a light source of energy efficiency class E.

Illuminotechnical Features

Light Output Ratio (LOR)	54 %
Source lumens	3525 lm
Delivered lumens	1912 lm
Consumption	28 W
Luminaire efficacy	68 lm/W
Colour temperature	3000 K
Standard Deviation of Colour Matching	3 Step MacAdam
Colour rendering index	90 Ra
Junction temperature (lighting fixture)	80

Standard Operating Ambient Temperature

25°C

LED Life / Failure Ratio

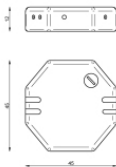
L70 B20 C0 72500h (at Tj 115 Ta 25 )

UGR

UGR axial	20.4
UGR transversal	28
X=4H   Y=8H	S=0.25H
Reflection factor	70/50/20

OPTICAL

C90/C270 optics	81°
C0/C180 optics	135°
Light distribution simmetry	Symmetrical 2 assis



Dimmer  
220-240V

Code  
KIT0026