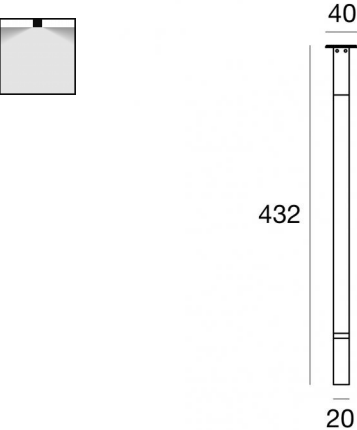




Wall Lights | 1 topLED 1.5 W DC 500 mA | CRI 90
7230





Technical data	
Designer	Linea Light
Construction year	2011
Type	Surface
Installation position	Wall lights - Ceiling
Installation environment	Indoor
Light Source	LED
Source lumens	178 lm
Current intensity	500mA
CCT / Tone	3000 K
Colour rendering index	90 Ra
C.C. / C.V.	CC
Safety class	3
IP	IP40
Glow wire test	850°
Direct mounting on normally flammable surfaces	Yes
CE	Yes
Driver included	No
Dimmable article	No
Directional	Swivelling
total angle (vertical plane)	360 °
total angle (horizontal plane)	360 °
Tilting	No
Walk-over	No
Drive-over	No
Cable included	No
Resin potting	No
Type of light emission	Single emission
Net weight	0.350 Kg
Electrostatic discharge protection	No
Surge protection	No

Finishing casing	
Material	Aluminium
Colour	Embossed black RAL 9005
Processing	Coating

Finishing diffuser	
Material	PC
Colour	white
Processing	Satin finishing

Finishing mounting frame	
Material	Iron
Colour	Embossed black RAL 9005
Processing	Coating

Electronics	
	KIT72 Controller
	KIT73 Controller

Wall Lights | 1 topLED 1.5 W DC 500 mA | CRI 90 | Base 7230

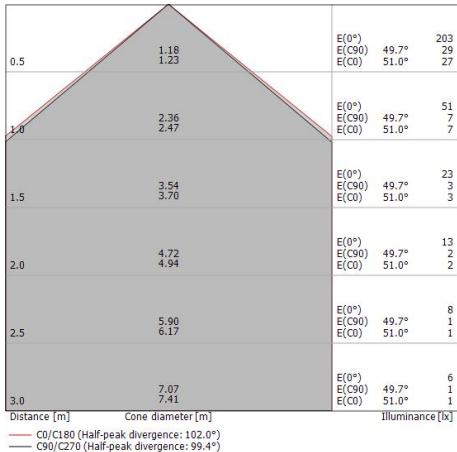
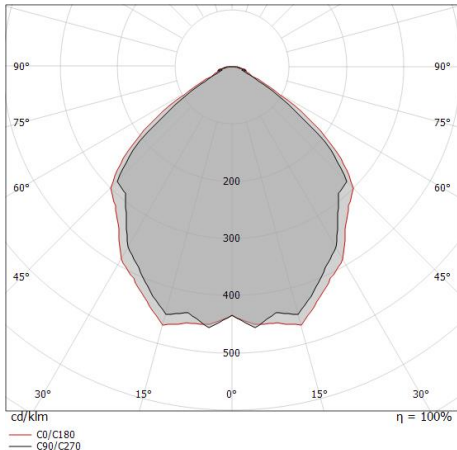
Single emission wall lights for indoor application. The warm white LED light source with a diffused light distribution is composed of 1 topLEDs with CCT of 3000 K and a CRI 90; the source luminous flux is 178 lm, with a 118.7 lm/W nominal luminous efficacy.

The device body is made of aluminium and features a embossed black ral 9005 finish, processed by means of coating; the diffuser is made of PC with a satin finishing treatment; the mounting frame is made of iron, with a embossed black ral 9005 finish, processed by means of coating. The ingress protection degree is IP40; the total weight is of 0.350 kg. The power supply driver is not provided and is to be ordered separately.

The total absorbed power is 1.5 W.

The device features protection class III and can be wall lights or ceiling-mounted.

Compliant with the EN 60598-1 standard and its specific provisions.



Energy efficiency class

This product contains a light source of energy efficiency class F.

Illuminotechnical Features

Light Output Ratio (LOR)	65 %
Source lumens	178 lm
Delivered lumens	117 lm
Consumption	2,0 W
Luminaire efficacy	58 lm/W
Colour temperature	3000 K
Colour rendering index	90 Ra
Junction temperature (lighting fixture)	80
Standard Operating Ambient Temperature	25°C

LED Life / Failure Ratio

L80 B20 C0 80000h

UGR

UGR axial	26.9
UGR transversal	27.6
X=4H Y=8H	S=0.25H
Reflection factor	70/50/20

OPTICAL

C0/C180 optics	99°
Light distribution simmetry	Symmetrical