

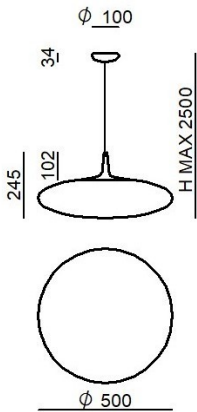
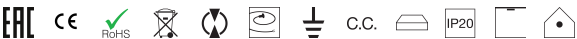
# Squash\_P



Pendant Luminaires | 220-240 V  
88 topLED 19 W DC - 19 W AC | CRI 90  
**7627**



Technical data	
Type	Surface
Installation position	Ceiling
Installation environment	Indoor
Light Source	LED
Total Power	19 W
Source lumens	2364 lm
Voltage	220 - 240 V AC
Frequency	60 - 50 Hz
CCT / Tone	3000 K
Colour rendering index	90 Ra
C.C. / C.V.	AC
Safety class	1
IP	IP20
Glow wire test	650°
Direct mounting on normally flammable surfaces	Yes
CE	Yes
Driver included	Driver
Dimmable article	No
Directional	No
Tilting	No
Walk-over	No
Drive-over	No
Cable included	Yes
Cable length	2.3 m
Resin potting	No
Type of light emission	Double emission
Net weight	2.630 Kg
Electrostatic discharge protection	No
Surge protection	No



Finishing casing	
Material	Aluminium
Colour	Embossed white RAL 9003
Processing	Coating
Finishing diffuser	
Material	PE
Colour	neutral
Finishing mounting frame	
Material	Aluminium
Colour	Embossed white RAL 9003
Processing	Coating

Pendant Luminaires | 220-240 V | 88 topLED 19 W DC - 19 W AC | CRI 90 | Base 7627

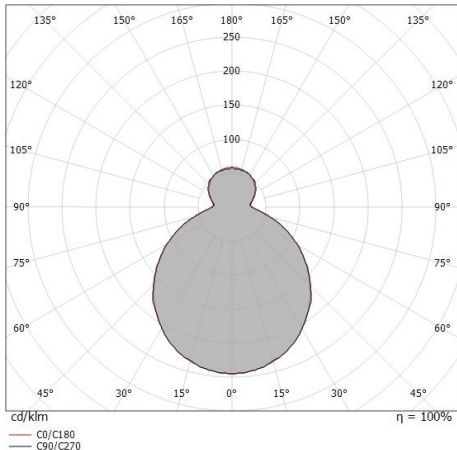
Double emission pendant luminaires for indoor application. The warm white LED light source with a diffused light distribution is composed of 88 topped LEDs with CCT of 3000 K and a CRI 90; the source luminous flux is 2364 lm, with a 124.4 lm/W nominal luminous efficacy.

The device body is made of aluminium and features a embossed white ral 9003 finish, processed by means of coating; the diffuser is made of pe; the mounting frame is made of aluminium, with a embossed white ral 9003 finish, processed by means of coating. The ingress protection degree is IP20; the total weight is of 2.630 kg.

The total absorbed power is 19 W. The power supply cable is included and features a 2.3 m length.

The device features protection class I and can be ceiling-mounted.

Compliant with the EN 60598-1 standard and its specific provisions.



Distance [m]	Cone diameter [m]	Illuminance [lx]
0.5	1.53 1.51	E(0°) 1918 E(C90) 158 E(C0) 161
1.0	3.06 3.02	E(0°) 479 E(C90) 39 E(C0) 40
1.5	4.58 4.53	E(0°) 213 E(C90) 18 E(C0) 18
2.0	6.11 6.04	E(0°) 120 E(C90) 10 E(C0) 10
2.5	7.64 7.55	E(0°) 77 E(C90) 6 E(C0) 6
3.0	9.17 9.07	E(0°) 53 E(C90) 4 E(C0) 4

Distance [m] Cone diameter [m] Illuminance [lx]

— C0/C180 (Half-peak divergence: 113.0°)  
— C90/C270 (Half-peak divergence: 113.6°)

Energy efficiency class

This product contains a light source of energy efficiency class F.

Illuminotechnical Features

Light Output Ratio (LOR)	82 %
Source lumens	2364 lm
Delivered lumens	1954 lm
Consumption	19 W
Luminaire efficacy	102 lm/W
Colour temperature	3000 K
Standard Deviation of Colour Matching	3 Step MacAdam
Colour rendering index	90 Ra
Junction temperature (lighting fixture)	80

Standard Operating Ambient Temperature

25°C

LED Life / Failure Ratio

L80 B20 C0 80000h

UGR

UGR axial	18.9
UGR transversal	18.8
X=4H   Y=8H	S=0.25H
Reflection factor	70/50/20

OPTICAL

C0/C180 optics	113°
Light distribution simmetry	Symmetrical



Dimmer  
220-240V

Code  
KIT0026