


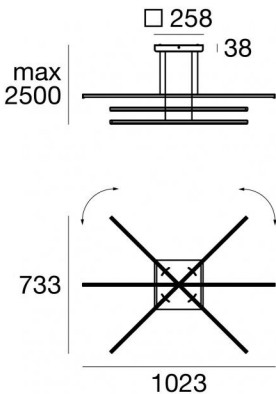
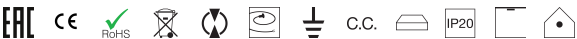
Straight_P3



Pendant Luminaires | 220-240 V
100 topLED 30 W DC - 34 W AC | CRI 90
8202



Technical data	
Type	Surface
Installation position	Ceiling
Installation environment	Indoor
Light Source	LED
Total Power	34 W
Source lumens	4445 lm
Voltage	220 - 240 V AC
Frequency	60 - 50 Hz
CCT / Tone	2700 K
Colour rendering index	90 Ra
C.C. / C.V.	AC
Safety class	1
IP	IP20
Glow wire test	850°
Direct mounting on normally flammable surfaces	Yes
CE	Yes
Driver included	Driver
Dimmable article	No
Directional	No
Tilting	No
Walk-over	No
Drive-over	No
Cable included	Yes
Cable length	2.5 m
Resin potting	No
Type of light emission	Double emission
Net weight	2.935 Kg
Electrostatic discharge protection	No
Surge protection	No



Finishing casing	
Material	Aluminium
Colour	Embossed white RAL 9003
Processing	Coating
Finishing diffuser	
Material	PC
Colour	opaline
Finishing mounting frame	
Material	Iron
Colour	Embossed white RAL 9003
Processing	Coating

Pendant Luminaires | 220-240 V | 100 topLED 30 W DC - 34 W AC | CRI 90 | Base 8202

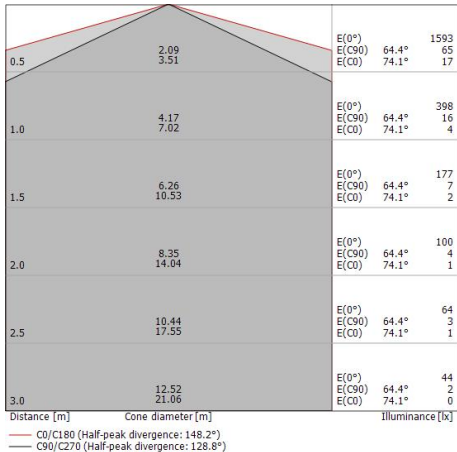
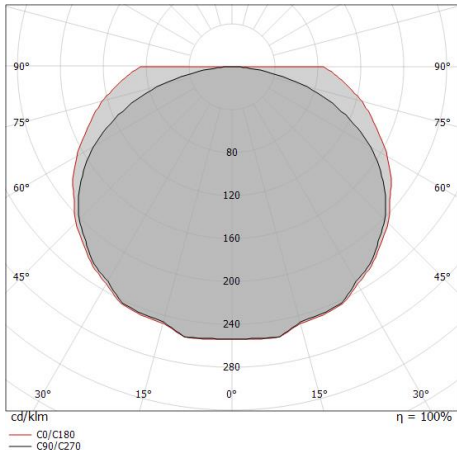
Double emission pendant luminaires for indoor application. The warm white LED light source with a diffused light distribution is composed of 100 topLED LEDs with CCT of 2700 K and a CRI 90; the source luminous flux is 4445 lm, with a 148.2 lm/W nominal luminous efficacy.

The device body is made of aluminium and features a embossed white ral 9003 finish, processed by means of coating; the diffuser is made of PC; the mounting frame is made of iron, with a embossed white ral 9003 finish, processed by means of coating. The ingress protection degree is IP20; the total weight is of 2.935 kg.

The total absorbed power is 34 W. The power supply cable is included and features a 2.5 m length.

The device features protection class I and can be ceiling-mounted.

Compliant with the EN 60598-1 standard and its specific provisions.



Energy efficiency class

This product contains 6 light sources of energy efficiency class E.

Illuminotechnical Features

Light Output Ratio (LOR)	35 %
Source lumens	4445 lm
Delivered lumens	1571 lm
Consumption	34 W
Luminaire efficacy	46 lm/W
Colour temperature	2700 K
Standard Deviation of Colour Matching	3 Step MacAdam
Colour rendering index	90 Ra
Junction temperature (lighting fixture)	80
Standard Operating Ambient Temperature	25°C

LED Life / Failure Ratio

L70 B20 C0 72500h (at Tj 115 Ta 25)

UGR

UGR axial	19.8
UGR transversal	16.1
X=4H Y=8H	S=0.25H
Reflection factor	70/50/20

OPTICAL

C90/C270 optics	129°
C0/C180 optics	148°
Light distribution simmetry	Symmetrical 2 assis