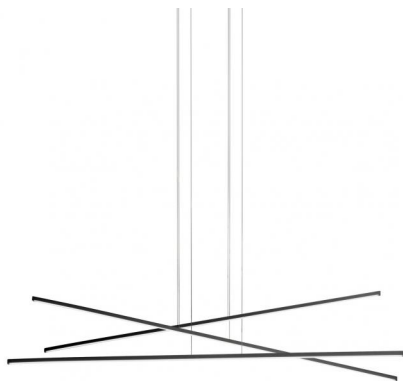


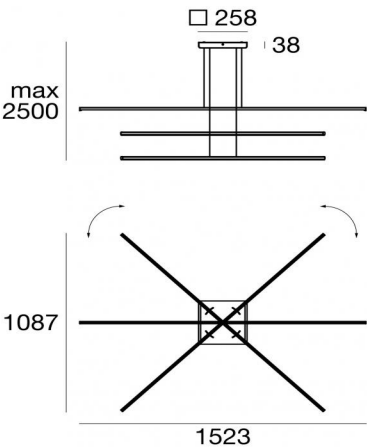
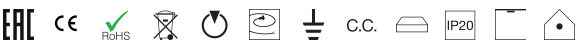
# Straight\_P3



Pendant Luminaires | 220-240 V  
150 topLED 45 W DC - 49 W AC | CRI 90  
8207



Technical data	
Type	Surface
Installation position	Ceiling
Installation environment	Indoor
Light Source	LED
Total Power	49 W
Source lumens	6668 lm
Voltage	220 - 240 V AC
Frequency	60 - 50 Hz
CCT / Tone	2700 K
Colour rendering index	90 Ra
C.C. / C.V.	AC
Safety class	1
IP	IP20
Glow wire test	850°
Direct mounting on normally flammable surfaces	Yes
CE	Yes
Driver included	Driver
Dimmable article	No
Directional	No
Tilting	No
Walk-over	No
Drive-over	No
Cable included	Yes
Cable length	2.5 m
Resin potting	No
Type of light emission	Single emission
Net weight	3 Kg
Electrostatic discharge protection	No
Surge protection	No



Finishing casing	
Material	Aluminium
Colour	Embossed black RAL 9005
Processing	Coating
Finishing diffuser	
Material	PC
Colour	opaline
Finishing mounting frame	
Material	Iron
Colour	Embossed black RAL 9005
Processing	Coating

Pendant Luminaires | 220-240 V | 150 topLED 45 W DC - 49 W AC | CRI 90 | Base 8207

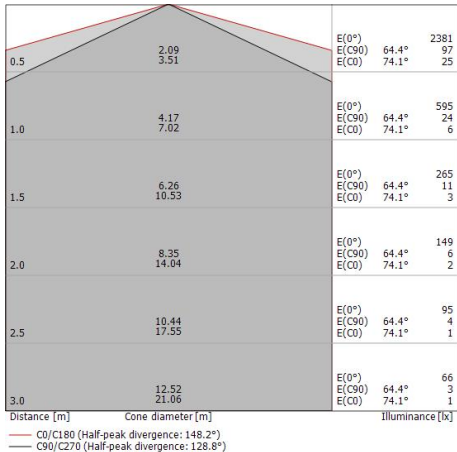
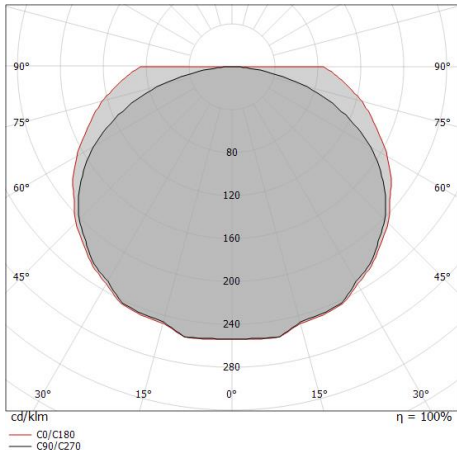
Single emission pendant luminaires for indoor application. The warm white LED light source with a diffused light distribution is composed of 150 topLED LEDs with CCT of 2700 K and a CRI 90; the source luminous flux is 6668 lm, with a 148.2 lm/W nominal luminous efficacy.

The device body is made of aluminium and features a embossed black ral 9005 finish, processed by means of coating; the diffuser is made of PC; the mounting frame is made of iron, with a embossed black ral 9005 finish, processed by means of coating. The ingress protection degree is IP20; the total weight is of 3 kg.

The total absorbed power is 49 W. The power supply cable is included and features a 2.5 m length.

The device features protection class I and can be ceiling-mounted.

Compliant with the EN 60598-1 standard and its specific provisions.



Energy efficiency class

This product contains 9 light sources of energy efficiency class E.

Illuminotechnical Features

Light Output Ratio (LOR)	35 %
Source lumens	6668 lm
Delivered lumens	2348 lm
Consumption	49 W
Luminaire efficacy	47 lm/W
Colour temperature	2700 K
Standard Deviation of Colour Matching	3 Step MacAdam
Colour rendering index	90 Ra
Junction temperature (lighting fixture)	80
Standard Operating Ambient Temperature	25°C

LED Life / Failure Ratio

L70 B20 C0 72500h (at Tj 115 Ta 25 )

UGR

UGR axial	18.5
UGR transversal	14.8
X=4H   Y=8H	S=0.25H
Reflection factor	70/50/20

OPTICAL

C90/C270 optics	129°
C0/C180 optics	148°
Light distribution simmetry	Symmetrical 2 assis