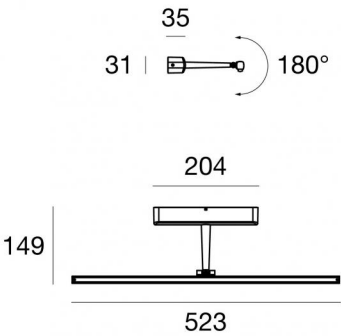


# Straight\_W



Wall Lights | 220-240 V  
50 topLED 11 W DC - 13 W AC | CRI 90  
8265



Technical data	
Type	Surface
Installation position	Wall lights
Installation environment	Indoor
Light Source	LED
Total Power	13 W
Source lumens	1354 lm
Voltage	220 - 240 V AC
Frequency	60 - 50 Hz
CCT / Tone	2700 K
Colour rendering index	90 Ra
C.C. / C.V.	AC
Safety class	2
IP	IP40
Glow wire test	850°
Direct mounting on normally flammable surfaces	Yes
CE	Yes
Driver included	Driver
Dimmable article	No
Directional	Swivelling
total angle (horizontal plane)	180 °
Tilting	No
Walk-over	No
Drive-over	No
Cable included	No
Resin potting	No
Type of light emission	Single emission
Net weight	0.330 Kg
Electrostatic discharge protection	No
Surge protection	No

Finishing casing	
Material	Aluminium
Colour	chrome
Processing	Electroplating
Finishing diffuser	
Material	PC
Colour	opaline
Finishing mounting frame	
Material	ABS
Colour	chrome

Wall Lights | 220-240 V | 50 topLED 11 W DC - 13 W AC | CRI 90 | Base 8265

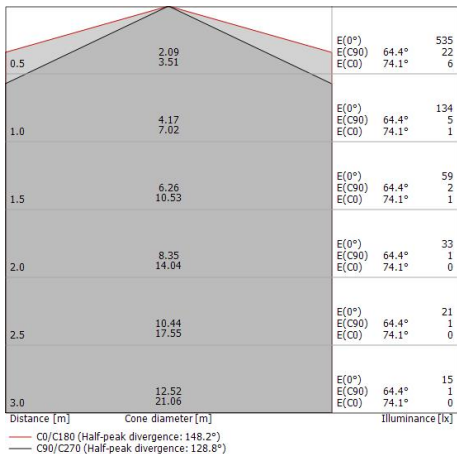
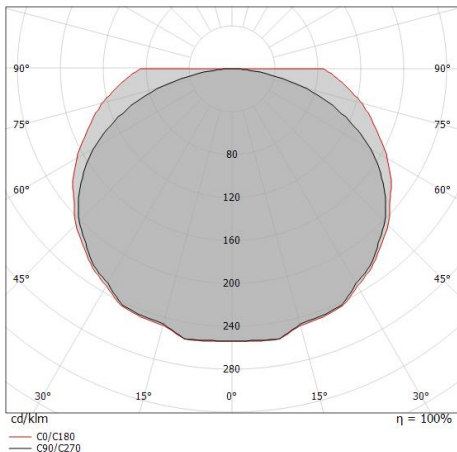
Single emission wall lights for indoor application. The warm white LED light source with a diffused light distribution is composed of 50 topLED LEDs with CCT of 2700 K and a CRI 90; the source luminous flux is 1354 lm, with a 123.1 lm/W nominal luminous efficacy.

The device body is made of aluminium and features a chrome finish, processed by means of electroplating; the diffuser is made of PC; the mounting frame is made of ABS, with a chrome finish. The ingress protection degree is IP40; the total weight is of 0.330 kg.

The total absorbed power is 13 W.

The device features protection class II and can be wall lights-mounted.

Compliant with the EN 60598-1 standard and its specific provisions.



Energy efficiency class

This product contains a light source of energy efficiency class E.

Illuminotechnical Features

Light Output Ratio (LOR)	38 %
Source lumens	1354 lm
Delivered lumens	528 lm
Consumption	13 W
Luminaire efficacy	40 lm/W
Colour temperature	2700 K
Standard Deviation of Colour Matching	3 Step MacAdam
Colour rendering index	90 Ra
Junction temperature (lighting fixture)	80
Standard Operating Ambient Temperature	25°C

LED Life / Failure Ratio

L70 B20 C0 72500h (at Tj 115 Ta 25 )

UGR

UGR axial	20.4
UGR transversal	17
X=4H   Y=8H	S=0.25H
Reflection factor	70/50/20

OPTICAL

C90/C270 optics	129°
C0/C180 optics	148°
Light distribution simmetry	Symmetrical 2 assis