
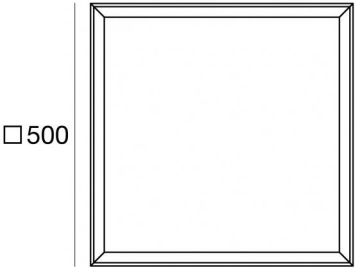




Ceiling Lights | 1 topLED 39 W DC - 45 W AC
CRI 90
8331



65 |



Technical data	
Type	Surface
Installation position	Wall lights - Ceiling
Installation environment	Indoor
Light Source	LED
Optics	Diffused
Light emission direction	downward
Nominal power	39 W DC
Total Power	45 W
Source lumens	4700 lm
CCT / Tone	3000 K
Colour rendering index	90 Ra
C.C. / C.V.	AC
Safety class	1
IP	IP20
Glow wire test	850°
Direct mounting on normally flammable surfaces	Yes
CE	Yes
Driver included	Driver
Dimmable article	No
Directional	No
Tilting	No
Walk-over	No
Drive-over	No
Cable included	No
Resin potting	No
Type of light emission	Single emission
Net weight	5.000 Kg
Electrostatic discharge protection	No
Surge protection	No

Finishing casing	
Material	Aluminium
Colour	Embossed white RAL 9003
Processing	Coating

Finishing diffuser	
Material	PC
Colour	opaline



Ceiling Lights | 1 topLED 39 W DC - 45 W AC | CRI 90 | Base 8331

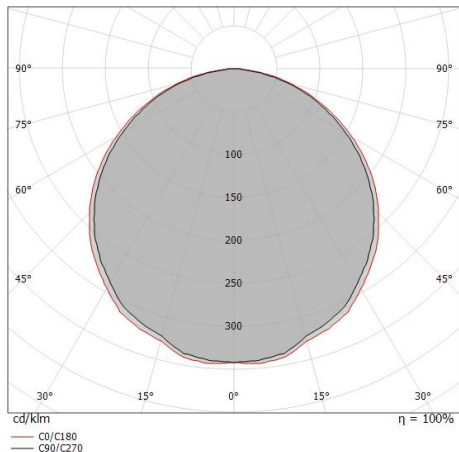
Single emission ceiling lights for indoor application. The warm white LED light source with a diffused light distribution is composed of 1 topped LEDs with CCT of 3000 K and a CRI 90; the source luminous flux is 4700 lm, with a 120.5 lm/W nominal luminous efficacy.

The device body is made of aluminium and features a embossed white ral 9003 finish, processed by means of coating; the diffuser is made of PC. The ingress protection degree is IP20; the total weight is of 5.000 kg.

The total absorbed power is 45 W.

The device features protection class I and can be wall lights or ceiling-mounted.

Compliant with the EN 60598-1 standard and its specific provisions.



0.5	1.51 1.58	E(0°) E(C90) E(C0)	56.4° 56.4° 57.6°	3723 316 289
1.0	3.01 3.15	E(0°) E(C90) E(C0)	56.4° 56.4° 57.6°	931 79 72
1.5	4.52 4.73	E(0°) E(C90) E(C0)	56.4° 56.4° 57.6°	414 35 32
2.0	6.02 6.30	E(0°) E(C90) E(C0)	56.4° 56.4° 57.6°	233 20 18
2.5	7.53 7.88	E(0°) E(C90) E(C0)	56.4° 56.4° 57.6°	149 13 12
3.0	9.03 9.45	E(0°) E(C90) E(C0)	56.4° 56.4° 57.6°	103 9 8

Distance [m] Cone diameter [m] Illuminance [lx]

— C0/C180 (Half-peak divergence: 115.2°)
— C90/C270 (Half-peak divergence: 112.8°)

Energy efficiency class

This product contains 2 light sources of energy efficiency class E.

Illuminotechnical Features

Light Output Ratio (LOR)	57 %
Source lumens	4700 lm
Delivered lumens	2720 lm
Consumption	45 W
Luminaire efficacy	60 lm/W
Colour temperature	3000 K
Standard Deviation of Colour Matching	3 Step MacAdam
Colour rendering index	90 Ra
Junction temperature (lighting fixture)	80

Standard Operating Ambient Temperature

25°C

LED Life / Failure Ratio

L70 B20 C0 72500h

UGR

UGR axial	21.7
UGR transversal	22.1
X=4H Y=8H	S=0.25H
Reflection factor	70/50/20

OPTICAL

C0/C180 optics	113°
Light distribution simmetry	Symmetrical