



WEVER & DUCRÉ
LIGHTING

MIRRO 1.0 EXTENDED

6331E0NB0

Project

Type

Notes

Quantity

Date

GENERAL

Wall

Surface

Tilt max 35°

Black Matt + Black Chrome

IP20

Interior

395 lm

LED

Lamp A60

E27

Socket E27

4.0-15.0 W

CRI \geq 90

ELECTRICAL

220 - 240 V

Total connected power 5.0 W

Class 2

PHYSICAL

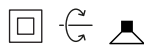
Length 300 mm

Width 610 mm

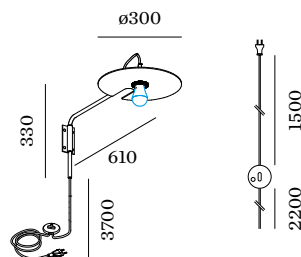
Height 330 mm

0.9 kg

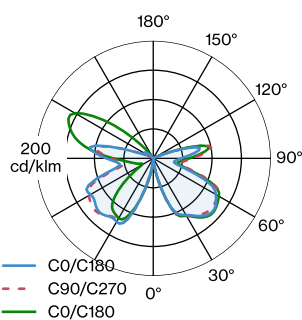
cable plug with dimmer



Wall luminaire with extended bracket; surface Black Matt + Black Chrome; powder coated; matt texture; shade: single side reflective aluminium composite panel; black textile cable plug with dimmer; +/- 35° tiltable; lamp socket E27; lamp type A60; max. 15W; 220 - 240 V; degree of protection IP20; PC2; lamp not included;



LIGHT DISTRIBUTION





WEVER & DUCRÉ
LIGHTING

MIRRO 1.0 EXTENDED

6331E0NB0

LAMPS

A60 LED Lamp

TYPE	COLOUR	Ø · H (MM)	ORDERCODE
2700K E27	Gold Mirror	ø60·108	9 0 0 3 E 1 3 9
2700K E27	Silver Mirror	ø60·108	9 0 0 3 E 1 4 0
2200K E27	Gold Mirror	ø60·110	9 0 0 3 E 1 5 5