



WEVER & DUCRÉ
LIGHTING

FINLIN WALL 1.0

370584K3

Project

Type

Notes

Quantity

Date

GENERAL

Wall

Surface

Black Matt + Gold

RAL 9005^a

IP20

Interior

455 lm

LED

2700 K

CRI \geq 90

L80 / 60000 h

3-step binning

ELECTRICAL

phase-cut dim

220 - 240 V

Total connected power 5.1 W

Class 1

Safety distance 0.3 m

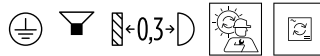
PHYSICAL

Diameter 9 mm

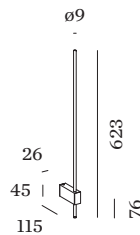
Height 623 mm

0.1 kg

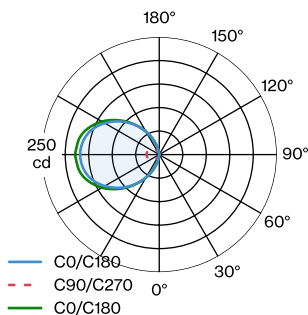
^a Color may deviate slightly due to production conditions.



Wall surface luminaire made from aluminium; surface Black Matt + Gold; powder coated and wet painted; matt texture; RAL 9005; opal PMMA diffuser; PCB 3-step binning; phase-cut dim; light colour 2700 K; binning initial MacAdam \leq 3 SDCM; CRI \geq 90; CRI (Colour Rendering Index) \geq 90; 220 - 240 V; degree of protection IP20; PC1; driver included; light source replaceable by an authorized professional; control gear replaceable by end-user;



LIGHT DISTRIBUTION



[370584K3] The technical data represent rated values for an ambient temperature of 25°C. The data values for the luminous flux are initially subject to a tolerance of +/- 10%, those for the electrical connected load are initially subject to a tolerance of +/- 10%, and those for the colour temperature are initially subject to a tolerance of +/- 150 K. No liability is assumed for typographical or printing errors. The general terms and conditions of Wever & Ducré BV apply.
© Wever & Ducré BV · Spinnerijstraat 99/21 · 8500 Kortrijk · Belgium · www.weverducre.com



WEVER & DUCRÉ
LIGHTING

FINLIN WALL 1.0

370584K3

Maintenance Factors

| Operating Time [h] | 10 000 | 20 000 | 30 000 | 40 000 | 50 000 |
|--------------------|--------|--------|--------|--------|--------|
| LLMF | 0.96 | 0.93 | 0.89 | 0.86 | 0.83 |
| LSF | 1 | 1 | 1 | 1 | 1 |

MF LMF × RSMF × LLMF × LSF RSMF^a Room Surface Maintenance Factor
 MF Maintenance Factor LLMF Lamp Lumens Maintenance Factor
 LMF^a Luminaire Maintenance Factor LSF Lamp Survival Faktor

^a According to “CIE 97, Maintenance of indoor electric lighting systems”, 2005, ISBN 3-900-734-34-8. The values must be determined by the planner.

MOUNTING

wall-/base-spacer

| TYPE | L · W · H (MM) | ORDERCODE |
|--------|----------------|-----------------|
| FINLIN | 45 · 27 · 38 | 9 0 0 1 9 5 B 0 |