



WEVER & DUCRÉ
LIGHTING

FINLIN WALL 2.0

370684B3

Project

Type

Notes

Quantity

Date

GENERAL

Wall
Surface
Black Matt
RAL 9011^a
IP20
Interior
905 lm

LED

2700 K
CRI \geq 90
L80 / 60000 h
3-step binning

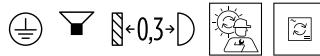
ELECTRICAL

phase-cut dim
220 - 240 V
Total connected power 10.2 W
Class 1
Safety distance 0.3 m

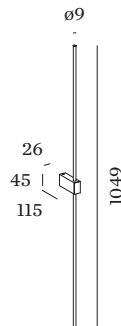
PHYSICAL

Diameter 9 mm
Height 1049 mm
0.2 kg

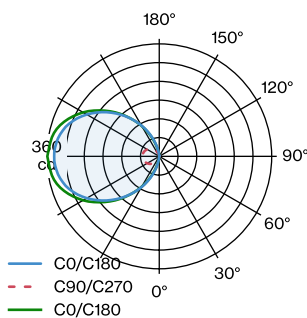
^a Color may deviate slightly due to production conditions.



Wall surface luminaire made from aluminium; surface Black Matt; powder coated; matt texture; RAL 9011; opal PMMA diffuser; PCB 3-step binning; phase-cut dim; light colour 2700 K; binning initial MacAdam \leq 3 SDCM; CRI \geq 90; CRI (Colour Rendering Index) \geq 90; 220 - 240 V; degree of protection IP20; PC1; driver included; light source replaceable by an authorized professional; control gear replaceable by end-user;



LIGHT DISTRIBUTION



[370684B3] The technical data represent rated values for an ambient temperature of 25°C. The data values for the luminous flux are initially subject to a tolerance of +/- 10%, those for the electrical connected load are initially subject to a tolerance of +/- 10%, and those for the colour temperature are initially subject to a tolerance of +/- 150 K. No liability is assumed for typographical or printing errors. The general terms and conditions of Wever & Ducré BV apply.
© Wever & Ducré BV · Spinnerijstraat 99/21 · 8500 Kortrijk · Belgium · www.weverducre.com



WEVER & DUCRÉ
LIGHTING

FINLIN WALL 2.0

370684B3

Maintenance Factors

Operating Time [h]	10 000	20 000	30 000	40 000	50 000
LLMF	0.96	0.93	0.89	0.86	0.83
LSF	1	1	1	1	1

MF	$LMF \times RSMF \times LLMF \times LSF$	RSMF ^a	Room Surface Maintenance Factor
MF	Maintenance Factor	LLMF	Lamp Lumens Maintenance Factor
LMF ^a	Luminaire Maintenance Factor	LSF	Lamp Survival Faktor

^a According to "CIE 97, Maintenance of indoor electric lighting systems", 2005, ISBN 3-900-734-34-8. The values must be determined by the planner.

MOUNTING

wall-/base-spacer

TYPE	L · W · H (MM)	ORDERCODE
FINLIN	45 · 27 · 38	9 0 0 1 9 5 B 0